



Warmer feelings.

*Kirami FinVision - bathing
is now more enjoyable than ever!*

Saunas 2022



A DIVISION OF
HARVIA GROUP

Kirami FinVision -sauna - a vision of a Finnish sauna

The basic idea of the sauna has remained the same throughout the centuries, if not millennia. When water is thrown onto heated stones, the air in the room becomes pleasantly hot and humid. Good ideas are typically simple, and so is this one, but the sauna has something more in addition to that - something magical that has kept the tradition of sauna bathing vibrant to this day.

In Finland, sauna has always been exceptionally important. For a long time, the sauna was the first thing the people would build; they would live in the sauna until the actual house was completed. The sauna was also considered to be the cleanest place in a home. In addition to washing themselves, people gave birth there and used it for medical treatments, such as cupping. Sauna bathing has been an integral part of celebrating holidays, and people still participate in the tradition of going to the sauna during Christmas and Midsummer. In 2020, the Finnish sauna culture was inscribed on UNESCO's Representative List of the Intangible Cultural Heritage of Humanity.

Kirami FinVision -saunas honour ancient Finnish traditions. They include all of those elements that make bathing in a sauna such a relaxing and magical experience, but that is not all. As the name implies, the Kirami FinVision -sauna offers a fresh new angle to an old tradition.

In this catalogue, we introduce our expanding range of saunas, as well as the various elements of our **Kirami FinVision Annex** concept that make bathing an increasingly enjoyable experience.

We hope you find the catalogue inspiring!

Kirami Oy is a family-owned company established in 2001 that became part of the **Harvia Group** on 28 May 2021. Kirami is the largest hot tub manufacturer in the world, known for its high-quality hot tubs and pools. In addition to the hot tubs, the **Kirami FinVision -saunas** manufactured by the company have also become hugely popular. Modules compatible with the sauna, such as a changing room, lounge or terrace, form the **Kirami FinVision Annex** concept and provide you with an evermore enjoyable sauna experience. The **Outstanding by Kirami** product family includes grills, outdoor fireplaces and garden decorations. Depending on the season, the company employs 30-90 people. **www.kirami.fi**



TABLE OF CONTENTS

2-3	Kirami FinVision -sauna - a vision of a Finnish sauna
4-5	At the heart of the Finnish sauna tradition
6-7	Kirami FinVision -saunas
8-9	Original
10-11	Nordic misty
12	Nordic misty with infrared heaters
13	Heater options
14-15	Kirami FinVision Annex
16	Changing room Original
17	Nordic misty -changing room
18-19	Nordic misty -terrace
20-21	Nordic misty -lounge
22-23	Nordic misty -shower corner (coming soon)
24-25	Kirami FinVision product information
26-27	Kirami FinVision Experience
28-29	Kirami FinVision -sauna's delivery and placement
30-31	How to bathe in a sauna?

At the heart of the Finnish sauna tradition

What makes the sauna tradition so vibrant, and what does the sauna culture involve?

Why do people use a sauna?

Washing yourself is certainly the most practical purpose of using a sauna, but the sauna offers much more than just cleanliness. People use it to relax, spend time with their friends or simply enjoy the pleasant warmth.

Up on a bench, you can wind down, and forget work and other mundane things. You can bathe with friends, but many also enjoy spending time alone with their thoughts. In the dim light of the sauna, people have pondered the purpose of life and, occasionally, found some answers as well.

Cooling down is another important part of the bathing. You can take a shower, dip into a hot tub, plunge yourself into a lake or the sea, or spend a moment on a patio. After enjoying the heat, wash yourself and continue to take things slowly, perhaps having a bite to eat and a drink, and finally returning to normal life, feeling refreshed, relaxed and at peace.

Finnish sauna customs

Bathers typically take their time, because the sauna is a calm and unrushed environment. Start by having a shower. The initial time spent in the heat varies, but on average Finns stay in the sauna for around 15 minutes at a time. However, this is very much up to personal preference, because the main thing is to enjoy the moment. After a session in the hot room, you can take a shower, have a swim, dip into a hot tub or cool down on a patio while having a drink. Once you have cooled down sufficiently, you can re-enter the sauna, which by now should be properly humid. Birch whisks are another element of the Finnish sauna customs, and they help accelerate our circulation near the skin.

Continue alternating between the heat and cooling down for as long as it feels good, and finish off by washing yourself thoroughly. After washing, it is customary to continue to cool down. In addition to that, people often have a savoury snack, such as a sausage, and a drink. Once you are no longer sweating, you can put on clean clothes. You will feel clean and refreshed, almost as if you have been reborn.

Studies have shown that sauna bathing may also affect the quality of sleep. These findings indicate that the sauna helps us relax, allowing us to sleep and recover better.*

* Valtteri Nyysölä (2020). *Effects of sauna-bathing on sleep quality, recovery and stress*. JAMK University of Applied Sciences



Health benefits

Sauna is beneficial both to your physical and mental well-being. It relaxes your muscles, accelerates your heart rate and dilates your peripheral blood vessels. This in turn lowers your blood pressure and has a positive effect on your heart. Bathing in a sauna is like exercising. It is also good for your mucous membranes, and the humid air of the sauna may even reduce symptoms of asthma.

The sauna increases your overall well-being, and if you have one at home you will never need to visit an expensive spa to enjoy a bath.




Kirami is a member of the Sauna from Finland business network that markets the Finnish Sauna Experience around the world. The mission of Sauna from Finland is to build the best sauna experiences in the world.



The sauna whisks are soaked in warm water.

Kirami FinVision -saunas

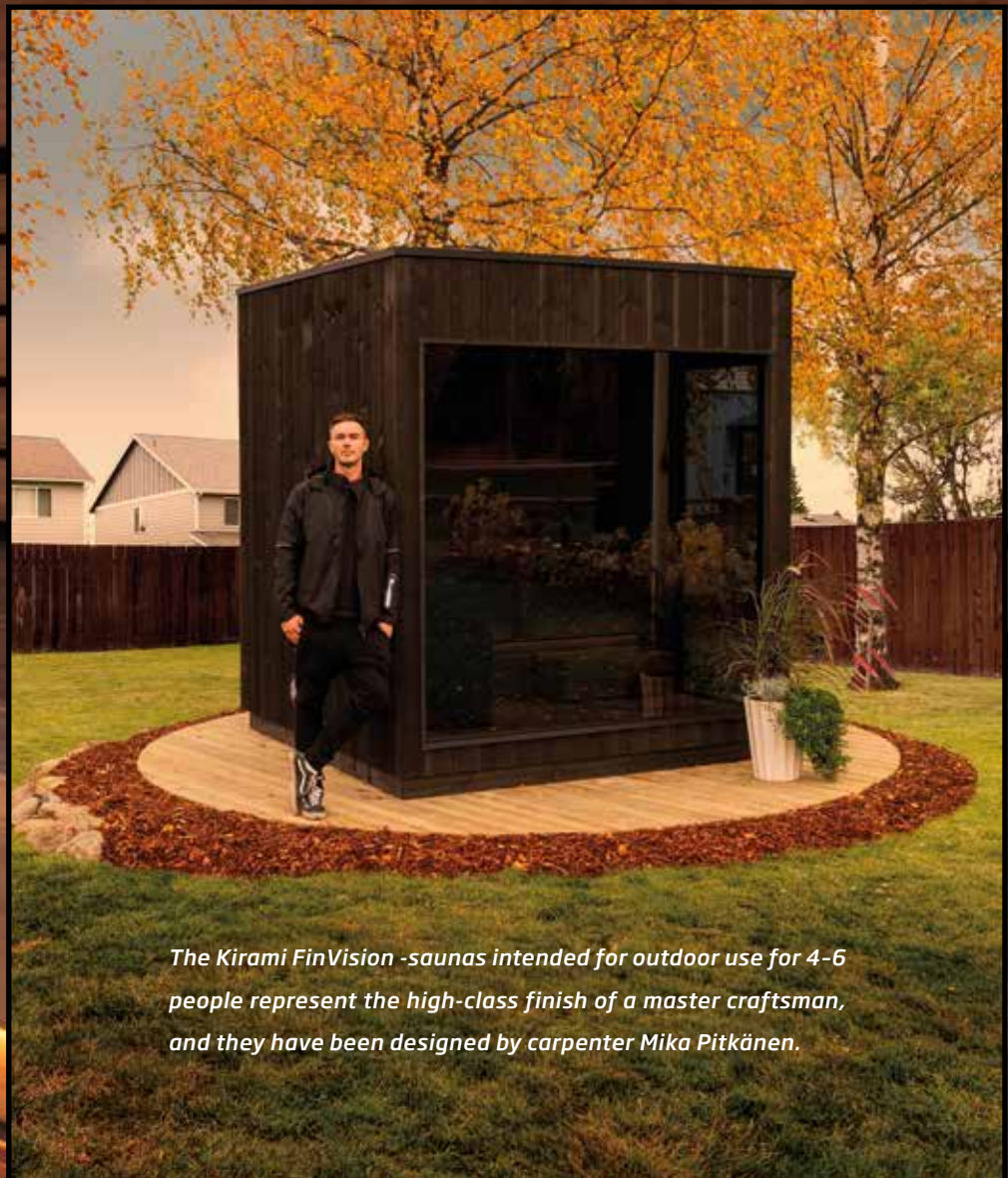


The Kirami FinVision -saunas are made by honouring the old traditions without forgetting the modern-day requirements for ease of use and comfort. Their cosy interiors immerse bathers into a pleasant atmosphere, and the large panoramic window brings the surrounding nature closer.

The building itself comes as a pre-fab module, and all of the wiring has been completed as 'plug and play'. You can choose the heater for your sauna from a wide range of options. Alternatively, you can order a sauna without a heater.

The functional details include the pre-installed atmospheric LED lights and benches that can be lifted up for easy cleaning.

All of Kirami's FinVision -saunas are insulated, making them energy-efficient and suitable for colder climates as well. The insulation helps the saunas heat up faster and retain the heat for longer.



The Kirami FinVision -saunas intended for outdoor use for 4-6 people represent the high-class finish of a master craftsman, and they have been designed by carpenter Mika Pitkänen.

Kirami FinVision -sauna Original



A large window made from smoke-grey, tempered, selective glass adds a sense of space and lightness to the sauna. It also improves the building's energy efficiency. A grey glass door matches the window and is equipped with a magnetic lock that ensures smooth opening and closing and secures the door. The door is right-handed and located on the right side of the sauna by default. However, it can be also made left-handed and placed on the left side of the sauna. Please make any customisation requests when placing an order. A changing room can be added to the sauna and equipped with a bench, LED lighting and a clothes hanger. A changing room can be ordered either together with the sauna or as a later addition.

M

x 4-6

The spacious but compact Kirami FinVision -sauna Original is 5.2 m² in size and around 2.55 m tall. It is intended for 4-6 people. The internal and external walls are made from treated Finnish softwood. The staggered, plain-sawn exterior planks give the sauna a lively look, while the dark interior walls create a subdued setting for easy relaxation. The light grey benches provide an elegant contrast to the otherwise dark interior surfaces, and the LED lighting underneath the benches sets the mood. The benches can also be lifted up for cleaning and maintenance. You can purchase a Kirami FinVision -sauna Original with an electric or a wood-burning heater, or without a heater.




	ORIGINAL
LENGTH	2,300 mm
WIDTH	2,250 mm
HEIGHT	2,550 mm
VOLUME	Internal: 8.6 m ³ / External: 13.2 m ³
SAUNA HEATERS:	Harvia Legend 240 / Harvia Legend 240 GreenFlame / Harvia Cilindro XE 9 kW
EXTERNAL SURFACE MATERIAL:	Spruce plywood and plain sawn softwood. The internal and external walls are made from Finnish softwood with a dark finish, while the staggered, plain-sawn exterior planks give the sauna a lively look.
INTERNAL SURFACE MATERIAL:	Spruce plywood and plain sawn softwood.
NUMBER OF PEOPLE	4-6
DELIVERY	Delivered fully assembled.

The wood material may vary, depending on availability.



On request, a sauna may also be built as a mirror image.

Kirami FinVision -sauna Nordic misty



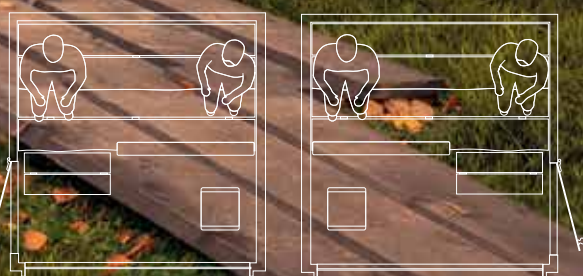
Kirami FinVision -sauna Nordic misty is available with a stylish black Harvia Virta Combi steamer heater, complete with a cup and a grate for sauna fragrances. It can also be used like a normal electric sauna heater without the steam. An infrared element is also available as an accessory. The sauna's LED lights are connected to the heater's Xenio Combi CX110C control panel. A changing room, lounge or a terrace can also be added to complement your sauna. The changing room can be equipped with a bench, LED lighting and a clothes hanger. You can find more information in the Annex section. The Nordic misty -saunas are always insulated and delivered fully assembled.

M
 x 4-6

The surface-treated Kirami FinVision -sauna Nordic misty is made from timeless black spruce panels and heat-treated hardwood. The clear-cut and simple style suits a variety of gardens. The sauna has 5.2 m² of floor space, it is 2.55 m tall and has room for 4-6 people. The finishing touches on the benches and other interior surfaces make them stunningly beautiful. The dark colour and scent of the hardwood create a pleasant and inviting atmosphere, which is further complemented by LED lighting underneath the lower bench and at the top of the backrest. The large glass surfaces bring you close to nature. The double-glazed window made from grey, tempered, selective glass also improves the sauna's energy efficiency, and the argon gas between the panes acts as an insulator.



All of the wiring has been completed as 'plug and play'.



On request, a sauna may also be built as a mirror image.

	NORDIC MISTY
DEPTH	2,300 mm
WIDTH	2,250 mm
HEIGHT	2,550 mm
VOLUME	Internal: 8.7 m ³ / External: 13.2 m ³
SAUNA HEATERS:	Harvia Virta Combi HL110S 11 kW
EXTERNAL SURFACE MATERIAL:	External surface panel, spruce 22x155 STS profile. Black finish.
INTERNAL SURFACE MATERIAL:	Heat-treated hardwood
NUMBER OF PEOPLE	4-6
DELIVERY	Delivered fully assembled.

The wood material may vary, depending on availability.

Kirami FinVision -sauna Nordic misty with infrared heaters

A sauna equipped with infrared heaters provides an even more diversified sauna experience.

You can install four infrared heaters on the back wall of the Kirami FinVision -sauna Nordic misty. This will make the back wall panel's profile different from a sauna with standard equipment and the LED lighting must be moved from the backrest to the back edge of the top bench, because the infrared sauna does not come with a backrest. The other light strip is located in the same place in both options: on the front edge of the bottom bench. Due to these differences, the infrared heaters cannot be installed retrospectively, which means that they must be ordered together with the sauna.

Heater options

Harvia is a Finnish company that manufactures sauna heaters, saunas and sauna interiors. The company's HQ is located in Muurame in Central Finland. Harvia manufactured its first commercial wood-burning sauna heaters in the mid-1950s, and before the decade was out they had become the company's main product. It also began to make electric sauna heaters in the early 1980s and introduced the AinaValmis electric heater in 1992. Later additions include infrared saunas. Harvia listed on the stock exchange in 2018.

We at Kirami have chosen the best heaters for our saunas in terms of their functionality and heating capacity, as well as their suitability for the style and mood. We have also selected the highest quality heater stones for the best bathing experience possible from Sauna-Eurox. All of our deliveries always include a sufficient amount of appropriate stones.



	HARVIA LEGEND 240*	HARVIA LEGEND 240 GREENFLAME	HARVIA CILINDRO PC90 XE 9 KW	HARVIA VIRTA COMBI
POWER (MAX OUTPUT)	15.9 kW	15.9 kW	9 kW	10.8 kW
COLOUR	Black	Black	Black Steel	Black
MATERIAL	Steel	Steel	Steel	Steel
ENERGY SOURCE	Wood	Wood	Electricity	Electricity
HEIGHT	835 mm	835 mm	930 mm	810 mm
WIDTH	600 mm	600 mm	320 mm	415 mm
DEPTH	600 mm	600 mm	320 mm	485 mm
SIZE OF STONES	10-15 cm	10-15 cm	5-10 cm	10-15 cm
NET WEIGHT	76.1 kg	76.1 kg	9.5 kg	29.6 kg
AMOUNT OF STONES	200 kg	200 kg	90 kg	70 kg
CONTROL CENTRE	-	-	Harvia Xenio WX380	Harvia Xenio CX110400
AVAILABLE	Original	Original	Original	Nordic misty

* The Harvia Legend 240 heaters in our catalogue comply with requirements of the German norm BImSchV Stufe 2 on the particle emissions caused by burning wood.





Kirami FinVision

ANNEX

Complete sauna experience

Annex is Latin for an extension or an additional building, and we feel that the word accurately describes the Kirami FinVision Annex concept. With Kirami's seamlessly compatible modules, everyone can build an oasis that is perfect for their personal preferences and the available space.

Even though the key part of bathing in a sauna is enjoying the relaxing heat, the Finnish culture is about so much more. It also has a distinct social aspect, both before and, particularly, after the bathing. Furthermore, the customs include cooling down, enjoying the relaxation, peaceful atmosphere and good food, and spending time outdoors.

We at Kirami want to tell the whole world about this multisensory sauna experience and offer everyone an opportunity to choose the elements that best suit them. That is precisely why we developed the Kirami FinVision Annex concept.

Currently, the concept consists of the Kirami FinVision Nordic misty range. You can complement your sauna with a changing room, a terrace with a dipping tub for cooling down, or a lounge to be used after bathing or as a guesthouse. Alternatively, these modules can also be used on their own. A further addition that is soon to be included is the Nordic misty -shower corner. All of the modules can either be connected to one another or used separately.

The Kirami FinVision Annex series can also be further complemented with Kirami's hot tubs and the Outstanding grills, BBQs and garden accessories. Together they provide the perfect setting for outdoor enjoyment.

Kirami FinVision -changing room for an Original sauna



The changing room available for Kirami FinVision -saunas is a complete module with all the walls fully assembled. The sauna and changing room modules fit seamlessly together.

The internal and external surfaces of the Original sauna's changing room are made from the same spruce plywood and plain sawn softwood as the sauna.

The changing room module has two doorframes, one of which has a door installed to serve as the exit. The door installed in the sauna building leads from the changing room into the hot

room. All of the doors can be made either right- or left-handed.

The changing room's window and glass door let light into the space. A smoky grey Harvia Black Line glass door with a black wooden frame creates a soft mood and a sense of space, and it has the same dimensions as the door leading into the hot room. All of the glass surfaces in the sauna and the changing room are the same shade.

A changing room can be ordered either together with the sauna or as an addition later.



Kirami FinVision -changing room for the Nordic misty -sauna



The changing room available for the Kirami FinVision -sauna Nordic misty is a complete module with all the walls fully assembled. The sauna and changing room modules fit seamlessly together.

The changing room is made from the same spruce panels and heat-treated hardwood as the sauna, both externally and internally. The changing room module has two doorframes, one of which has a door installed to serve as the exit. The door installed in the sauna building leads from the changing room into the hot room.

The changing room's window and glass door let light into the space. A smoky grey glass door with a black wooden frame creates a soft mood and a sense of space, and it has the same dimensions as the door leading into the hot room. All of the glass surfaces in the sauna and the changing room are the same shade.

The changing room can be equipped with a bench and a clothes hanger, and LED lighting can be added to the hanger as an accessory. A changing room can be ordered either together with the sauna or as an addition later.

Kirami FinVision -terrace Nordic misty





The Kirami FinVision -terrace in the Nordic misty range is a complete module that is easy to attach to other Nordic misty buildings. The terrace can be installed between a sauna, a changing room or a lounge, or as an extension to a sauna or a changing room, so that its roof creates a pleasant area for cooling down. The third option is to buy a terrace as a stand-alone module, for example, as a sheltered patio for sunbathing or an outdoor kitchen. The terrace modules come in different sizes and can be attached to one another, if you want to create a single larger patio. Because all sauna parts and additional modules can be linked to each other in any order, you can always form just the right combination to suit your needs. Only your imagination, ambitions as a decorator and the space available are the limit.

The terrace consists of a back wall, roof, floor and two support beams on either side of the front section. The external panels on the back wall are the same spruce panels (STS profile) as in the Nordic misty -sauna. The internal side of the back wall and the ceiling are made from heat-treated 3D-laths, which give the buildings a lively and light appearance. The two beams at the front allow the terrace module to be easily attached to the Nordic misty buildings in various ways. The floor material is heat-treated pine, which makes the terrace structures look uniform and light. Thanks to its continuous sheet metal roof material and general construction, the terrace roof is easy to connect to other Nordic misty modules.

Kirami FinVision -lounge Nordic misty

The Kirami FinVision -lounge Nordic misty is a complete module with fully assembled walls. It is seamlessly compatible with the Nordic misty -sauna. In addition, the lounge and the sauna share the same surface materials: the external surface is made from spruce panels, while the internal surface is heat-treated hardwood.

The lounge module comes with two door frames if it is to be attached to a sauna. One of the frames has a door leading

outside. A door has been installed to the sauna building and it leads from the sauna to the lounge, which is why the lounge module itself does not have a door there.

Alternatively, you can place one or more FinVision -terrace modules between your sauna and lounge. A third option is a lounge module as a separate building. In that case, the building will only have one door leading outside.



The lounge has the same large window and glass door as the Nordic misty -sauna. The large glass surfaces let in a lot of light. A smoky grey glass door with a black wooden frame creates a soft mood and a sense of space inside the lounge, and it has the same dimensions as the door leading into the hot room. All the glass surfaces in the sauna and the lounge are the same shade.

The Kirami FinVision -lounge offers a wide range of options for garden decorators. Your imagination is the limit.

A lounge can be ordered either together with the sauna or as an addition later.



A lounge as a separate module or together with a terrace

The lounge can be placed as a separate module onto a flat surface, such as a patio, paving stones or a gravel base. The building does not have to be connected to other modules, if that is your preference.

You can build one or more S or M sized Kirami FinVision -terrace modules between a lounge and a sauna. Regardless of the module types, you place them side-by-side and attach them to each other. You only need a solid foundation in your garden, such as a gravel base or concrete slabs.

A lounge with a sauna

The lounge has the same roof as the Nordic misty -sauna, making them easy to join together. Start by placing the lounge module next to the sauna and attach them to one another at the transport supports. Wider trims are installed on the door between the sauna and the lounge to cover the seam between the buildings. The roofs are connected with a wider piece of U-profile sheet metal where the partition walls meet.

Ordering a lounge and a sauna together

If you order a sauna and a lounge together, the door can be made either right- or left-handed before delivery. In a right-handed sauna, the door is normally right-handed as well, but if you attach a lounge to the building, the door will be made left-handed instead.

Ordering a lounge later

When ordering a lounge, the customer must decide whether they want a right- or a left-handed door and know how to change it when attaching the lounge to their sauna. The existing trims of the sauna are detached and replaced with new wider ones to be delivered with the lounge. The customer may change the opening direction of the sauna door, if they wish. The delivery also includes a connecting metal plate, which is used to connect the sauna building to a changing room.



Kirami FinVision -sauna Nordic misty, changing room, lounge, terrace and shower corner (COMING SOON)



Combination: A Kirami FinVision -sauna Nordic misty, a changing room, a lounge, an M terrace with a shower corner.




Combination: A Kirami FinVision -sauna Nordic misty, a changing room, an M terrace with a shower corner and a lounge.

Kirami FinVision

ANN EX

Complete sauna experience



**A SHOWER
CORNER
COMING
SOON**



Combination: A Kirami FinVision -sauna Nordic misty, a changing room, an M terrace with a shower corner and an S terrace.

Kirami FinVision product information

SAUNAS		
	KIRAMI FINVISION - SAUNA ORIGINAL	KIRAMI FINVISION - SAUNA NORDIC MISTY (ANNEX)
NUMBER OF PEOPLE	4-6	4-6
LENGTH/DEPTH (external dimensions)	2,300 mm	2,300 mm
WIDTH (external dimensions)	2,250 mm	2,250 mm
HEIGHT (external dimensions)	2,550 mm	2,550 mm
WEIGHT (incl. packaging)	1,400 kg	1,200 kg
INTERNAL VOLUME	8.6 m ³	8.7 m ³
INTERNAL FLOOR AREA	4.1 m ²	4.1 m ²
EXTERNAL SURFACE MATERIAL	Spruce plywood and plain sawn softwood. The internal and external walls are made from Finnish softwood with a grey finish. Staggered, plain-sawn exterior planks give the sauna a lively look.	External surface panel, spruce 22x155 STS profile. Black finish.
INTERNAL SURFACE MATERIAL	Spruce plywood and plain sawn softwood.	Heat-treated ThermoWood panels or similar, 15x120 STS profile.
SEWAGE SYSTEM	Installing the drainage pipe: The floor groove is made from 0.6 mm galvanised sheet metal. It comes with a 20 mm gradient. A separate 50 mm discharge pipe runs under the bottom of the sauna along the edge and is hidden behind the plinth. The customer can connect it to a sewage system by using their preferred method. The pipe opening is 50 mm in diameter. The discharge pipe runs along the wall that has the door to the back of the sauna.	Installing the drainage pipe: The floor groove is made from 0.6 mm galvanised sheet metal. It comes with a 20 mm gradient. A separate 50 mm discharge pipe runs under the bottom of the sauna along the edge and is hidden behind the plinth. The customer can connect it to a sewage system by using their preferred method. The pipe opening is 50 mm in diameter. The discharge pipe runs along the wall that has the door to the back of the sauna.
ROOF MATERIAL (external)	Interlocking sheet metal, black. The sheet metal is installed at the factory.	Interlocking sheet metal, black. The sheet metal is installed at the factory.
*ATTACHING THE ROOF TO OTHER BUILDINGS	Yes	Yes
BENCH DIMENSIONS (width, length)	Length 1,964 mm. Top bench 500 mm. Bottom bench 500 mm.	Length 2,000 mm. Top bench 500 mm. Bottom bench 1,000 mm.
WINDOW MATERIAL	A double-glazed window made from grey tempered insulating glass improves the energy efficiency of the sauna. The space between the glass panels is filled with argon gas, which further improves the insulating qualities.	A double-glazed window made from grey tempered insulating glass improves the energy efficiency of the sauna. The space between the glass panels is filled with argon gas, which further improves the insulating qualities.
HEATER OPTIONS	<ol style="list-style-type: none"> 1. Harvia Legend 240 wood-burning heater 2. Harvia Legend 240 GreenFlame wood-burning heater 3. Harvia Cilindro Black Steel XE 9 kW electric heater 	Harvia Virta Combi steamer 10.8 kW (black)
HANDEDNESS	Standard A/Mirror image B. Door right/left handed (detailed options in the order form).	Standard A/Mirror image B. Door right/left handed (detailed options in the order form).
WIRING	In a 'plug and play' sauna, all the wiring is complete.	In a 'plug and play' sauna, all the wiring is complete.
CONTROL PANEL MODEL	Harvia Xenio WX380	Harvia Xenio CX110400
VOLTAGE	230 V	230 V
FUSES (electric heater)	3 X 16 A	3 X 16 A
PHASE (3-phase standard, electric heater)	Yes	Yes
INFRARED (accessory)	-	Yes

The wood material may vary, depending on availability.

OTHER BUILDINGS ATTACHED TO THE SAUNA/INSTALLED SEPARATELY

	KIRAMI FINVISION - SAUNA ORIGINAL	KIRAMI FINVISION - SAUNA NORDIC MISTY (ANNEX)
CHANGING ROOM		
LENGTH (external dimensions)	2,300 mm	2,300 mm
WIDTH (external dimensions)	1,530 mm	1,500 mm
HEIGHT (external dimensions)	2,550 mm	2,550 mm
WEIGHT (incl. packaging)	750 kg	700 kg
INTERNAL VOLUME	5.4 m ³	5.6 m ³
EXTERNAL SURFACE MATERIAL	Spruce plywood and plain sawn softwood. The internal and external walls are made from Finnish softwood with a dark finish. Staggered, plain-sawn exterior planks give the sauna a lively look.	External surface panel, spruce 22x155 STS profile. Black finish.
INTERNAL SURFACE MATERIAL	Spruce plywood and plain sawn softwood.	Heat-treated ThermoWood panels, 15x120 STS profile.
ROOF MATERIAL (external)	Interlocking sheet metal, black. The sheet metal is installed at the factory.	Interlocking sheet metal, black. The sheet metal is installed at the factory.
*ATTACHING THE CHANGING ROOM TO OTHER BUILDINGS	Buying and installing the parts is easy for the customer: you simply place the modules next to each other and attach them together. You only need a solid foundation in your garden, such as a gravel base or concrete slabs.	Buying and installing the parts is easy for the customer: you simply place the modules next to each other and attach them together. You only need a solid foundation in your garden, such as a gravel base or concrete slabs.
HANDEDNESS	Sauna Standard A/Sauna Mirror image B. Door right/left handed (detailed options in the order form). The opening direction, right/left handedness, depends on the changing room's handedness.	Standard A/Mirror image B. Door right/left handed (detailed options in the order form). The opening direction, right/left handedness, depends on the changing room's handedness.
WIRING	Plug for the lighting	Plug for the lighting
CLOTHES HANGER	Accessory	Accessory
CLOTHES HANGER WITH LED LIGHTS	Accessory	Accessory
BENCH	Accessory	Accessory
LOUNGE		
LENGTH/DEPTH (external dimensions)	-	2,300 mm
WIDTH (external dimensions)	-	2,250 mm
HEIGHT (external dimensions)	-	2,550 mm
WEIGHT (incl. packaging)	-	1,000 kg
INTERNAL VOLUME	-	8.7 m ³
LOUNGE'S INTERNAL FLOOR AREA	-	4.1 m ²
EXTERNAL SURFACE MATERIAL	-	External surface panel, spruce 22x155 STS profile. Black finish.
INTERNAL SURFACE MATERIAL	-	Heat-treated ThermoWood panels, 15x120 STS profile.
INSULATION MATERIAL (walls and ceiling)	-	Aluminium backed urethane sheets. Thickness 30 mm
ROOF MATERIAL (external)	-	Interlocking sheet metal, black. The sheet metal is installed at the factory.
WIRING	-	In a 'plug and play' sauna, all of the wiring is complete.
TERRACE - SIZES S/M		
LENGTH (external dimensions), S/M	-	2,300 mm/2,300 mm
WIDTH (external dimensions), S/M	-	1,470 mm/2,195 mm
HEIGHT (external dimensions), S/M	-	2,550 mm/2,550 mm
WEIGHT (incl. packaging), S/M	-	Estimated weight 200 kg/Estimated weight 300 kg
EXTERNAL SURFACE MATERIAL	-	External surface panel, spruce 22x155 STS profile. Black finish.
INTERNAL SURFACE MATERIAL	-	Heat-treated pine
ROOF MATERIAL (external)	-	Interlocking sheet metal, black. The sheet metal is installed at the factory. The roof has been built the same way as the sauna roof so that the terrace module can be easily combined with the other Nordic misty modules. More details can be found in the instructions.

The wood material may vary, depending on availability.

Kirami FinVision Experience.

Our love for saunas and bathing led us to create our own high-quality product family of top-grade textiles and accessories, and we decided to call it Kirami FinVision Experience. We feel that Kirami FinVision Experience reflects the essence of what Kirami products are about: sensations, pleasure and experiences. Life is here and now, and we must be able to enjoy it.



BATHROBES

Our timelessly elegant bathrobe has a wide hood and handy side pockets. The bathrobes are 100% cotton, durable when used and washed, and they do not cause an itch or irritate the skin. The same design suits both men and women.

Kirami

TOWELS

Our attractive and wonderfully soft towels are made from 100% cotton honeycomb fabric and allow you to dry yourself off gently after enjoying a sauna or a hot tub. A true everyday luxury.



TUB HATS

A tub hat will keep you warm in the winter and deter insects in the summer. It will also add a bit of humour to your bathing sessions, regardless of the season. In the sauna, a tub hat will protect your hair and scalp from the heat.



WASHBAG

Our washbags are handmade in Finland in collaboration with Purye Clothing using recycled sailcloth and leftover leather. The bag helps you organise all your sauna essentials and have them at hand at all times.



BENCH TOWEL

Our high-quality bench towel feels pleasant against your skin. The size of the towel is 45 x 55 cm, and it is made from 100% cotton. The towel will maintain its shape and colour despite repeated washing.





Kirami FinVision -saunan toimitus ja sijoituspaikka

The Kirami FinVision -saunas are delivered fully assembled, and the customer only needs to install the roof, sauna heater, flue and door handle. Your reseller will help you arrange for transport.

For transport, protective plywood sheets and protective film have been placed around the FinVision sauna; they should only be removed once the sauna is in its final position. The sauna building's base acts as a pallet, which means that the sauna can be placed directly on the foundation prepared by the customer.

The sauna must be placed on an even surface that can bear the building's weight. The surface can be evened out with stone chippings or cast from concrete. In a cold climate, the foundation should be insulated.

We recommend placing at least 5-10 cm of ground frost insulation under the gravel, which effectively cuts off the thermal bridge to the cold ground underneath. When choosing a location for the sauna, water drainage and potential future maintenance should be considered.

In order for the sauna to air out and dry properly, we recommend that you place nine concrete slabs underneath the sauna to raise it up and some bitumen felt in places where the wood touches stone. It is also important to ensure that the sauna is not surrounded by tall grass.



We also recommend ordering a delivery truck with a Hiab lift to place the sauna directly in its intended location. In some cases, a pallet truck or a forklift with long tines may also be adequate. When transporting the sauna, the lifting slings, forklift tines or long pallet truck must be placed under the pallet so that the pallet can support the elements as much as possible throughout the lifting, and the sauna will remain straight and the lifting capacity constant.

How to bathe in a sauna?

Heating up a wood-burning sauna heater

You should only use dry hardwood or softwood when heating up a wood-burning sauna heater. Good firewood consists of split wood around 5 cm in diameter, 33 cm in length and 0.5 kg in weight. For lighting a fire, we recommend birch bark or fire starter blocks.

Stack the wood loosely into the firebox and light the fire from the top. A calmly burning flame is a sign of a suitable draft. You can adjust the amount of draft with the ash pan. If the flame size remains constant, the stones will heat better and the flue will not become overheated. Low pressure may make it difficult to light a fire in the firebox; in that case, leave the door of the sauna open for a moment and the ash pan a little further ajar until the firebox has properly lit.

Heating up an electric sauna heater

An electric sauna heater can be switched on with the heater's control panel according to the manufacturer's instructions. In addition to the power and heating time, you can usually set a timer; the heater will turn on once the selected time is up.



Harvia Legend 240



Harvia Cilindro XE 9kW

'Can you throw water on the sauna stones?'

For Finns, bathing in a sauna and everything that goes along with it are a given, but you may come across some misconceptions outside Finland.

'One of the most frequently asked questions we get from our foreign customers is whether you can throw water onto the stones in a Kirami FinVision -sauna. Our answer is always yes. People have also wondered if it is really possible to bathe in the sauna. In a Kirami FinVision -sauna, you can use as much water as you want to wash yourself and splash over the benches after you have finished - similarly to any other Finnish sauna.'

Marketing Manager Heidi Ola, Kirami

Pouring water onto the stones

The heat in the sauna is regulated by throwing water onto the heater's stones. Individuals' ability to tolerate heat varies a great deal, and there tends to be significant differences between Finns and other Europeans when it comes to bathing temperatures. Still, you should aim for a temperature that all the bathers will find pleasant, keeping everyone's comfort in mind. Knowing that the top benches of a sauna are hotter than the lower ones might help you find your preferred place to sit.



Ventilation

In the Kirami FinVision -sauna, the air intake is located on the wall that has the heater. During bathing, air exits through a vent under the benches and openings above and below the door. After bathing, the heater should be kept on for roughly half an hour to let the sauna dry out. After this, the hot room should be ventilated by keeping the front door open for a short period of time, so that the air at the ceiling level can also be replaced.



Thermometer placement

In a sauna, the best place to measure the temperature is at head height. Therefore, you should place your sauna thermometer roughly a metre above the top bench, as far away from the heater as possible.



KIRAMI

Warmer feelings.

Kirami Oy

Villiläntie 2, 32730 Sastamala,
Finland

+358 10 574 2170 Sales

+358 10 574 2171 Technical support

info@kirami.fi

www.kirami.fi

Reseller:

