



Warmer feelings.

*Garden paradise with Kirami
- Warmer feelings*



Kirami – traditional bathing bliss and new perspectives for outdoor enjoyment.

Kirami, founded in 2001, is the world's largest hot tub manufacturer, known not only for its high-quality tubs but also for **Kirami FinVision® saunas** and **Kirami FinVision® Annex modules**. Since 2021, Kirami has been part of the Harvia Group. Harvia is one of the world's leading sauna and spa product manufacturers, whose comprehensive range of products meets the needs of both consumers and professionals.

The latest products in this catalogue include the **Dual series** hot tubs, which take us another big step closer to an even more enjoyable bathing experience. **The Poolican air-source heat pump**, included in the hot tub kits of this series, has both a heating and a cooling function, allowing you to enjoy either warm or cold water. This is a particularly useful feature for athletes who use cold baths for recovery. Cold water can also mimic the feel of winter swimming, delivering the same health benefits year round. The series includes the two-person **Tiny Dual**, the M-sized **Breezy Dual** and the **Family Dual**, which is suitable for a larger family or group of friends. The series is further complemented by **Twinnny Dual**, which consists of two basins side by side.

Our Annex concept is in a class of its own, and we have now introduced a series of hot tub models specifically designed to match the appearance of the Annex modules. They include **Tiny S** and **Tiny S Dual**, **Family M** and **Family L**.

You can also find other information about the **Annex concept** in this catalogue. The fully compatible Annex modules allow you to build a garden paradise perfect for your needs and the available space. The Annex modules are also ideally suited for business use, either as a rental package that complements the existing amenities of a building or area, or as a company's recreational space. The Annex modules currently include a wide range of buildings and accessories, from saunas to changing rooms and from lounges to terraces and pergolas.

And let's not forget our **Kirami FinVision® Experience** textiles, designed to provide a holistic hot tub and sauna experience.

We wish you enjoyable moments browsing our new catalogue!

MADE IN +
FINLAND



HARVIA

TABLE OF CONTENTS

4-7	Product groups
8-9	What is Kirami?
10-11	Tools to help you choose a hot tub
12-21	Original
22-27	Comfort
28-33	Premium
34-35	Kirami FinVision® Annex hot tubs
36-37	Upcoming Premium Twinny Dual
38-39	Enjoy your hot tub year round
40-41	Colours and materials
42	Tub Heaters
43	Heating a hot tub
44	Invest in hygiene, get a filter
45	Hot tub maintenance
46	Steps and drink holders
47	Kirami Tubbar
48-49	Tub covers and locks
50-51	Carefully thought-out details
52-53	Kirami is also a forerunner in safety
54-57	From hot tub to garden paradise - Kirami FinVision® Annex
58-59	Easy design with Kirami FinVision® Annex
60-61	Kirami FinVision® Experience
62-65	Outstanding®
66	Kirami's partners
67	Ordering and delivery



A DIVISION OF
HARVIA GROUP

Original

Kirami Original takes you to the origins of an authentic bathing experience. The high quality of these simple, traditional hot tubs is a result of careful material choices and skilled craftsmanship.

The Original product family includes options for groups of all sizes. **Hazy** is popular amongst first-time hot tub buyers, **Breezy** takes the ease of care to a whole new level and **Woody** appeals to nature lovers with its use of real wood that sets the perfect mood. As for **Tiny** and **Woody Tiny**, they offer a pleasant setting for two people to bathe together.

The Kirami Original hot tubs are made in Finland.

Pages: 12-21



Comfort

Kirami Comfort offers an enjoyable and effortless bathing experience. These plastic tubs are easy to care for and the perfect choice for active hot tubbers.

One of the Comfort series favourites, **Steady**, is great for people who appreciate comfort and modern style. The **Family** hot tubs are suitable for both smaller and larger families. They are designed with young families, the elderly and people with reduced mobility in mind, making them as easy and safe as possible to get into and out of. The colour selection of the inner liners has been updated, and Light Grey has replaced the darker Stone Grey. Thanks to this, all tubs can now have factory-installed LED lighting.

The Kirami Comfort hot tubs are made in Finland.

Pages: 22-27



Premium

The Premium series is Kirami's flagship. The products' design, efficiency and comfort of use are in a class of their own. One of the Premium family members is the luxurious **Pearly**, whose champagne-coloured inner liner, complete with LED lights, sets the perfect mood. Pearly makes for an elegant addition to an Annex terrace, for example.

The **Red Cedar Premium** hot tubs are also members of the Premium product family. The adjustable Water Jets water therapy nozzles for the **Tiny Flow** and **Steady Flow** hot tubs provide pleasant relaxation, while the **Dual** series hot tubs and the new **Twinny** allow you to choose between wonderful warmth and refreshing coolness.

The Premium products maintain their aesthetics year after year.

The Kirami Premium hot tubs are made in Finland.

Pages: 28-33



Annex

The Kirami FinVision® Annex concept offers almost infinite opportunities for creating your own garden paradise. The most important aspect of the Annex concept is the seamless compatibility of different elements - both structurally and visually.

Now available are separate Annex versions of four hot tub models, whose surface material is consistent with the appearance of the Annex modules. **Annex Tiny S** and **Annex Tiny S Dual** are perfect for one or two people to relax in, while **Annex Family M** and **L** hot tubs can accommodate a larger number of bathers. Check out the Annex concept and design your own little oasis!

The Kirami FinVision® Annex hot tubs are made in Finland.

Pages: 34-35



The Kirami FinVision® Annex modules allow you to build a unique garden paradise. The modular concept gives you the opportunity to choose the elements that suit your needs and combine them creatively and seamlessly. The modules include saunas, changing rooms, terraces, lounges, patios and pergolas, which you can either mix and match according to your preferences or purchase as individual modules. The modules are designed to have a consistent appearance so that new parts will fit with the existing ones both structurally and aesthetically.

Kirami FinVision® Annex modules can be complemented with Kirami hot tubs, accessories and equipment, as well as the Outstanding product family's BBQs, outdoor fire pits and garden decorations. These elements will create the perfect garden oasis.

Pages: 54-59



Outstanding by KIRAMI

The Outstanding products were created out of a genuine need. We wanted to design durable, functional and aesthetic products, allowing our customers to enjoy life both in urban and rural settings. **Roasty Boss** is a beast of a BBQ that meets the needs of even the most demanding of chefs, especially if you equip it with an **Iron Monster** frying plate. Together they make a powerful setup for cooking a meal for a group of any size. The **Roasty Boss pot** can also serve as a fire pit, allowing you to enjoy those mesmerising live flames. The other accessories include a beautifully patinated leather apron, **Leather Patron**, and **Heat It Up charcoal** that guarantees the best bed of embers. The latest product in the Outstanding series is top chef Jesse Söderlund's cookbook, **LET'S EAT OUT**, which contains an abundance of delicious recipes for outdoor cooking and eating. For outdoor decor, the Outstanding series offers the highly functional and truly multi-purpose **Triholdy**. Made from CORTEN steel, Triholdy can be used as a space divider, a rack for firewood or a planter, to name a few options. Imagination is the limit.

Pages: 62-65



Kirami FinVision® *Experience.*

A close connection to nature and enjoying life are elements that feature heavily in all of Kirami's products, including the **Kirami FinVision® Experience** series, spanning across the entire sauna experience. The comfortable cotton bench towels, soft and generously sized towels made from honeycomb fabric, and the elegant and luxurious bathrobes made from 100% cotton make bathing ever more enjoyable. In addition to these, the product line includes a washbag made from recycled sailcloth and fun tub hats that are particularly useful in the hot tub and available in various designs, guaranteed to suit all tastes.

Sivut: 60-61



A Kirami hot tub is:

Easy to buy

- A reseller network within reach
- Wide range of products
- Can be placed almost anywhere
- Can be delivered anywhere
- Delivered fully assembled; the customer only needs to attach the heater and, in models that have a wood-burning heater, a chimney
- Clear, comprehensive instructions
- Our blog posts and FAQ page have answers to most questions
- The online shop is always open.
- On the website, everything necessary can be collected on a convenient

Safe to use

- All chimney packages include a heat shield.
- Thanks to the water jacket, the heater never becomes burning hot.
- Lockable covers.
- The water flow-through holes of the tubs are covered with protective grates.
- Lights installed safely at the factory.
- Product warranty.
- Sturdy and safe steps that fit all hot tubs.
- Models that take the needs of families in particular into account.
- Two different types of heaters: wood and electric.
- Fireproof plate

Easy to use

- Place on an even surface (level the ground with gravel, if necessary)
- Connect the heater to the tub
- Install the exhaust air vent
- Attach the chimney to the wood-burning heater
- Fill with water, heat up or cool down and have an amazing bath!

Effortless to equip:

- Suitable covers, steps and drink holders available for all models
- Plenty of accessories such as headrests, LED lights and filters

Easy to care:

- Easy to empty completely out of water
- Simple to keep clean
- The heater is easy to clean
- An anode rod protects the heater from corrosion and ensures a long service life
- The EPS base is light and weatherproofed
- Outer surface options that require no maintenance: EcoPlank, EcoStripe
- A cover protects against debris
- An insulated cover keeps the water warm or cold

A responsible choice

- Made in Finland
- Standardised
- Responsible manufacturer
- Strong brand
- The whole lifespan has been considered
- Longlasting and recyclable



Warmer feelings.



**Standard
EN 17125**



Help with choosing a hot tub

This makes it easy for you to find what you are looking for on the website. You can access the online product page of each product effortlessly by using the QR codes in the catalogue.

Once on our website, the user journey is logical and made easy by guidance by the site. In the hot tub section, you can select the number of people that the tub should accommodate, and a list of models that fit your criterion is displayed. When you find an interesting model and open its product page, you will see straightaway which heaters fit the model, what the options are for the outer surface material and which inner liners are available for the hot tub. By clicking on the colour options, you can see in the adjacent image what each of the colour options look like in real life. The same page also lists suitable accessories.

This will ensure that you do not accidentally pick a heater, accessory or other equipment that is incompatible with your chosen model. Furthermore, the site will also make sure that you choose all the necessary elements so that your tub will function correctly.

Product catalogue and website

When buying a hot tub, there are many choices to make. Which is the most suitable model, preferable outer surface and inner liner colour, the best heater and so on? But fear not, because we have endeavoured to make these decisions as easy as possible so that you can choose the right tub for your particular needs and the space available.

This product catalogue and our website will help you find the hot tub that best meets all your requirements and preferences. The website follows the exact same line as the product catalogue, especially in terms of symbols and various listings.



Manuals

Information about Kirami's products can also be found in our comprehensive manuals, all of which are downloadable from the product-specific pages you view, behind the 'Manuals and files' button. The manuals provide more product details, as well as information about the delivery and installation. These are vital things to consider when planning the location for your hot tub, for example.



Product cards

Once you are satisfied with your chosen hot tub model and accessories, click on the 'Download PDF Product Card' button to receive a convenient product card of your new hot tub as a PDF file that you can easily print out. The product card contains all the information needed for placing an order. You can print out the product card, go to your nearest retailer and place an order for your dream hot tub without any hassle.

The product card includes the official name of the product, an image of the finished hot tub complete with all your chosen criteria, the product dimensions and even its bar code. Buying a hot tub would not be easier.



Blogs

Those who have purchased a Kirami hot tub are never left alone with any questions they may have. There are answers, instructions and tips available for practically any situation.

Kirami's blog posts vary from customer stories to presenting new products as well as in-depth discussions of topics that interest hot tub users.

The blog posts contain a vast number of excellent tips and ideas that help you make your bathing moments more enjoyable than ever.



Videos

In the manuals section of our website, we have collected both practical how-to videos as well as atmospheric feeling videos. The clear and instructive how-to videos tell you how to install and use a hot tub. We have thought about everything in order to make your life with a Kirami hot tub as enjoyable as possible!



Original

Breezy – always a good choice



Photographer: doop: Mikko Kovasiipi

Kirami



Q: What kind of a base/foundation is needed for the hot tub?

A: A level base that supports the full weight on the whole area of the hot tub must be selected as the base/foundation for installing the hot tub. The surface can be evened out with stone chippings, for example. If you want to have a more solid foundation, you can cast one from concrete or use ready-made slabs. Keeping the area surrounding the tub free from vegetation is also recommended. See the instructions!

Breezy

M
 4-6

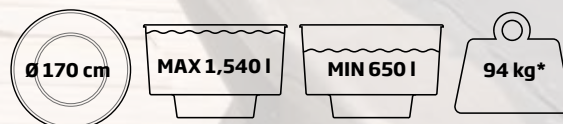
Our Original Breezy is a prime example of ease of care, thanks to its single-coloured plastic inner liner. Safe LED lighting is available as an accessory to bring out the tub's own colour. This durable model is suitable for all purposes, making it a good choice for any setting. The roomy Breezy M is suitable for an average family or a get-together with friends. TW, i.e. Thermowood, now available as the outer colour.



Read more on the product page:



	M
TUB HEATER	CULT
DEPTH	91 cm
HEIGHT OF THE TUB	110 cm
BENCH	Built-in bench, encircles the tub
WATER DRAINAGE	2 1/2" external thread + hose connector 38 mm
CHIMNEY	Ø 120 mm, 1.5 m + cap
CHIMNEY HEATSHIELD	1 m
ACCESSORIES	Plastic cover / Insulated cover LED-lights



*Tub weight without the heater or chimney The weights of heaters and chimneys can be found on the Heaters pages, 42-43.



Original

*The elegant Hazy is perfect
for every location*



Photographer: doop: Mikko Kovasiipi

Kirami



M
 4-6

Hazy

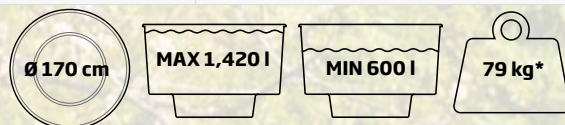
The easy-care hot tub offers comfort and modern style. Hazy is related to the popular Steady. We picked the features for Hazy that make it a perfect choice for people who are thinking about their first hot tub, for example. If you want a simple, straightforward hot tub that nevertheless offers comfort and ease of use, Hazy is just the thing for you. The raised seat design makes getting into the tub easier, the bench corners can be used as back rests, and the bench also acts as an arm rest. The smooth plastic surfaces of the tub in light colours make it possible to install safe LED lights available as accessories. The heater is an external CULT in shades of grey. The outer shell is made of durable Finnish spruce panels stained with a black tint. The translucent grey interior is suitable for many different environments.



Read more on the product page:



	M
HEATER	CULT
DEPTH	90 cm
HEIGHT OF THE TUB	107 cm
BENCH	Built-in bench, encircles the tub
WATER DRAINAGE	2 1/2" external thread + hose connector 38 mm
CHIMNEY	Ø 120 mm, 1.5 m + cap
CHIMNEYHEATSHIELD	1 m
ACCESSORIES	Plastic cover / Insulated cover LED-lights



*Tub weight without the heater or chimney The weights of heaters and chimneys can be found on the Heaters pages, 42-43.



Original

*Small size,
great enjoyment
- Tiny and Woody Tiny*



Photographer: doop: Mikko Kovasiipi

Kirami

Tiny

The oval-shaped design of our Original series' Tiny is pleasing to the eye and comfortable for the body. Caring for this graceful little hot tub is effortless, and it features an inner liner and two contoured seats, making it ideal for one or two people. Caring for this graceful little hot tub is effortless, and it features an inner liner and two shaped seats, making it ideal for one or two people. Light in weight and compact in size, the tub is easy to install in a small garden or on a patio. And thanks to its small volume, it heats up quickly, allowing you to enjoy a spot of luxury even on a busy weekday evening. Safe pre-installed LED lighting is available for the tub to bring out its own colour and create a magical atmosphere for spa sessions later in the season when the nights begin to draw in.



External colours:



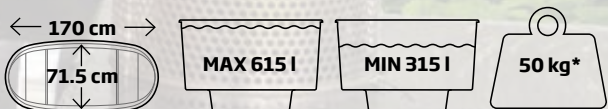
Internal colours:



Read more on the product page:



	S
TUB HEATER	CULT
DEPTH	83 cm
HEIGHT OF THE TUB	98 cm
BENCH	Shaped seat at both ends of the tub
WATER DRAINAGE	2 1/2" external thread + hose connector 38 mm
CHIMNEY	Ø 120 mm, 1.5 m + cap
CHIMNEY HEAT SHIELD	1 m
ACCESSORIES	Insulated cover, LED lights



Woody Tiny



Woody Tiny offers the authentic feel of wood in a compact size. It is our smallest solid-wood hot tub, ideal for both cute little gardens and patios. The hot tub's size and upgraded shape make Woody Tiny the optimum option for couples and settings where water consumption must be kept to a minimum. Thanks to the short heating time and small water volume, you can have a relaxing dip even on an otherwise busy evening. Woody Tiny offers everything you need for a great, wood-heated hot tub experience. In addition to Woody Tiny, made from heat-treated wood, our Original series includes Premium, made from thuja.



Materials:



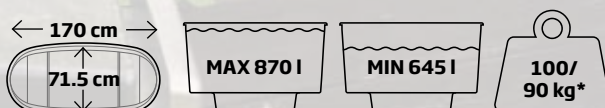
Read more on the product page:



Read more on the product page:



	ORIGINAL WOODY TINY (TW)	PREMIUM WOODY TINY (RC)
HEATER	CULT	CULT
DEPTH	95 cm	95 cm
HEIGHT OF THE TUB	108 cm	108 cm
BENCH	2-boards in each end of the hot tub	2-boards in each end of the hot tub
WATER DRAINAGE	Ball valve 1 1/2" internal thread/ internal thread + hose connector 38 mm	Ball valve 1 1/2" internal thread/ internal thread + hose connector 38 mm
CHIMNEY	Ø 120 mm, 1.5 m + cap	Ø 120 mm, 1.5 m + cap
CHIMNEY HEAT SHIELD	1 m	1 m
ACCESSORIES	Insulated cover	Insulated cover



*Tub weight without the heater or chimney. The weights of heaters and chimneys can be found on the Heaters pages, 42-43.



Original

*Take a dip in Tiny Dippy
- alone or together*



Photographer: Sami Laitinen

Kirami

Tiny Dippy

We have received a lot of queries about hot tubs without a heater, and because we always listen to our customers with a keen ear we decided to create a new product line of so-called dipping tubs. A dipping tub is a great option for cooling down between sessions in the hot room or on a warm summer's day. It is also the perfect choice for anyone interested in winter swimming. The dimensions and features of Tiny Dippy are exactly the same as those of the heated version, apart from the actual heater and the holes necessary to install one.



External colours:



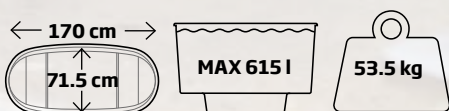
Internal colours:



Read more on the product page:



	S
DEPTH	83 cm
HEIGHT OF THE TUB	98 cm
BENCH	Shaped seat at both ends of the tub
WATER DRAINAGE	2 1/2" external thread + hose connector 38 mm
ACCESSORIES	LED-lights, Steps




Woody Tiny Dippy

S
x 1-2

Would you like a dip in refreshing water on a hot day, cool down between sessions in the sauna or enjoy the feeling you get from winter swimming even when the weather is warm? Kirami's dipping tub is the answer. Woody Tiny Dippy has the same gracefully elegant design as Woody Tiny, but it comes without a heater. Enjoy an invigorating dip by yourself or with another!



Materials:



Read more on the product page:



Read more on the product page:



	ORIGINAL WOODY TINY (TW)	PREMIUM WOODY TINY (RC)
DEPTH	95 cm	95 cm
HEIGHT OF THE TUB	108 cm	108 cm
BENCH	2-boards in each end of the hot tub	2-boards in each end of the hot tub
WATER DRAINAGE	Ball valve 1 1/2" internal thread/ internal thread + hose connector 38 mm	Ball valve 1 1/2" internal thread/ internal thread + hose connector 38 mm
ACCESSORIES	Steps	Steps





Original

*Woody calms you down
when life gets hectic*



Photographer: doop: Mikko Kovasiipi

Kirami

Original Woody

M

♣ x 4-6

L

♣ x 6-8

Original Woody hot tubs are made of Thermowood, which creates the original wooden feel and authentic atmosphere. These models offer a choice of two different heaters, from the traditional SUB underwater heater to the extremely powerful CUBE heater. The wide range of the collection makes it easy to find a suitable model to fit your patio.

Materials:

TW



Read more on the product page:



	M	L
HEATER	SUB/CUBE	CUBE
DEPTH	95 cm	95 cm
HEIGHT OF THE TUB	108 cm	108 cm
BENCH	Two planks around	Two planks around
WATER DRAINAGE	Ball valve 1 1/2" internal thread/internal thread + hose connector 38 mm	Ball valve 1 1/2" internal thread/internal thread + hose connector 38 mm
CHIMNEY	Ø 150 mm, 2 m + cap	Ø 150 mm, 2 m + cap
CHIMNEY HEATSHIELD	1 m	1 m
ACCESSORIES	Plastic cover/ Insulated cover	Insulated cover

Premium Woody

M

♣ x 4-6

L

♣ x 6-8

The Woody Premium hot tubs are made of the luxuriously stylish Red Cedar that creates a genuine, natural mood for spa moments. The wood is light, with top quality rot resistance. The Woody Premium hot tubs are finished by hand, and the extremely efficient CUBE heater makes everything complete.

Materials:

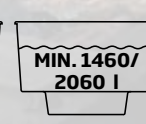
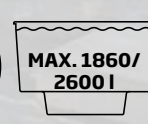
RC



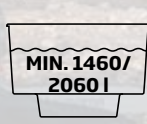
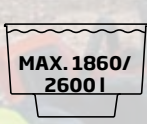
Read more on the product page:



	M	L
TUB HEATER	CUBE	CUBE
DEPTH	95 cm	95 cm
HEIGHT OF THE TUB	108 cm	108 cm
BENCH	Two planks around	Two planks around
WATER DRAINAGE	Ball valve 1 1/2" internal thread/internal thread + hose connector 38 mm	Ball valve 1 1/2" internal thread/internal thread + hose connector 38 mm
CHIMNEY	Ø 150 mm, 2 m + cap	Ø 150 mm, 2 m + cap
CHIMNEY HEATSHIELD	1 m	1 m
ACCESSORIES	Plastic cover/ Insulated cover	Insulated cover



*Tub weight without the heater or chimney The weights of heaters and chimneys can be found on the Heaters pages, 42-43.





Comfort

Family M - practical comfort



Photographer: doop: Mikko Kovasiipi

Kirami

Family M

M
x 3-5

The Family hot tub has been designed with the needs of children, older people and individuals with reduced mobility in mind. In addition to practicality, its design is especially focused on safety. The bench on the inside makes it easier to climb into the hot tub, and provides children and shorter individuals with a more comfortable and relaxed bathing depth. The colour options of the inner liners have been updated, and the latest addition is Light Gray. Thanks to this, all tubs can now have factory-installed LED lighting.

External colours:



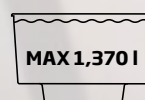
Internal colours:



Read more on the product page:



	M
TUB HEATER	CULT/MACU
DEPTH	91 cm
HEIGHT OF THE TUB	110 cm
BENCH	Built-in bench, encircles the tub
WATER DRAINAGE	2 1/2" external thread + hose connector 38 mm
CHIMNEY	Ø 120/150 mm, 1.5 m + cap
CHIMNEY HEATSHIELD	1 m
ACCESSORIES	Plastic cover / Insulated cover LED-lights



*Tub weight without the heater or chimney The weights of heaters and chimneys can be found on the Heaters pages, 42-43.



Comfort

Family L - bathing experiences for families of all sizes



Q: How can I move the hot tub?

A: Hot tubs are primarily delivered with all accessories packed inside the tub, which means that the weight of the package can exceed 200 kg. The tub itself is relatively light. When you remove the heater and other loose parts from inside the package, the remaining weight ranges from 100 to 160 kg depending on the model, meaning that the tub can be carried by 3-4 people.

Photographer: doop: Mikko Kovasiipi

Kirami

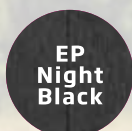
**THE
POPULAR
FAVOURITE**

Family L

L
♂ x 6-8

The Comfort series now includes the new Family L hot tub, which has enough space for even a group of bathers with the widest shoulders. The features of the tub are just as user-friendly as those of the M-size Family. The colours of the velvety smooth inner liner include tinted beige and the new Light Gray. Both are compatible with LED lighting. Various colour and material options are also available for the outer shell. The TUBE and CUBE heaters ensure optimal heating efficiency.

External colours:



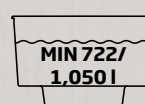
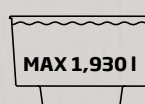
Internal colours:



Read more on the product page:



	L
TUB HEATER	CUBE/TUBE
DEPTH	91 cm
HEIGHT OF THE TUB	110 cm
BENCH	Built-in bench, encircles the tub
WATER DRAINAGE	2 1/2" external thread + hose connector 38 mm
CHIMNEY	Ø 150 mm, 2 m + cap
CHIMNEY HEATSHIELD	1 m
ACCESSORIES	Insulated cover, LED-lights

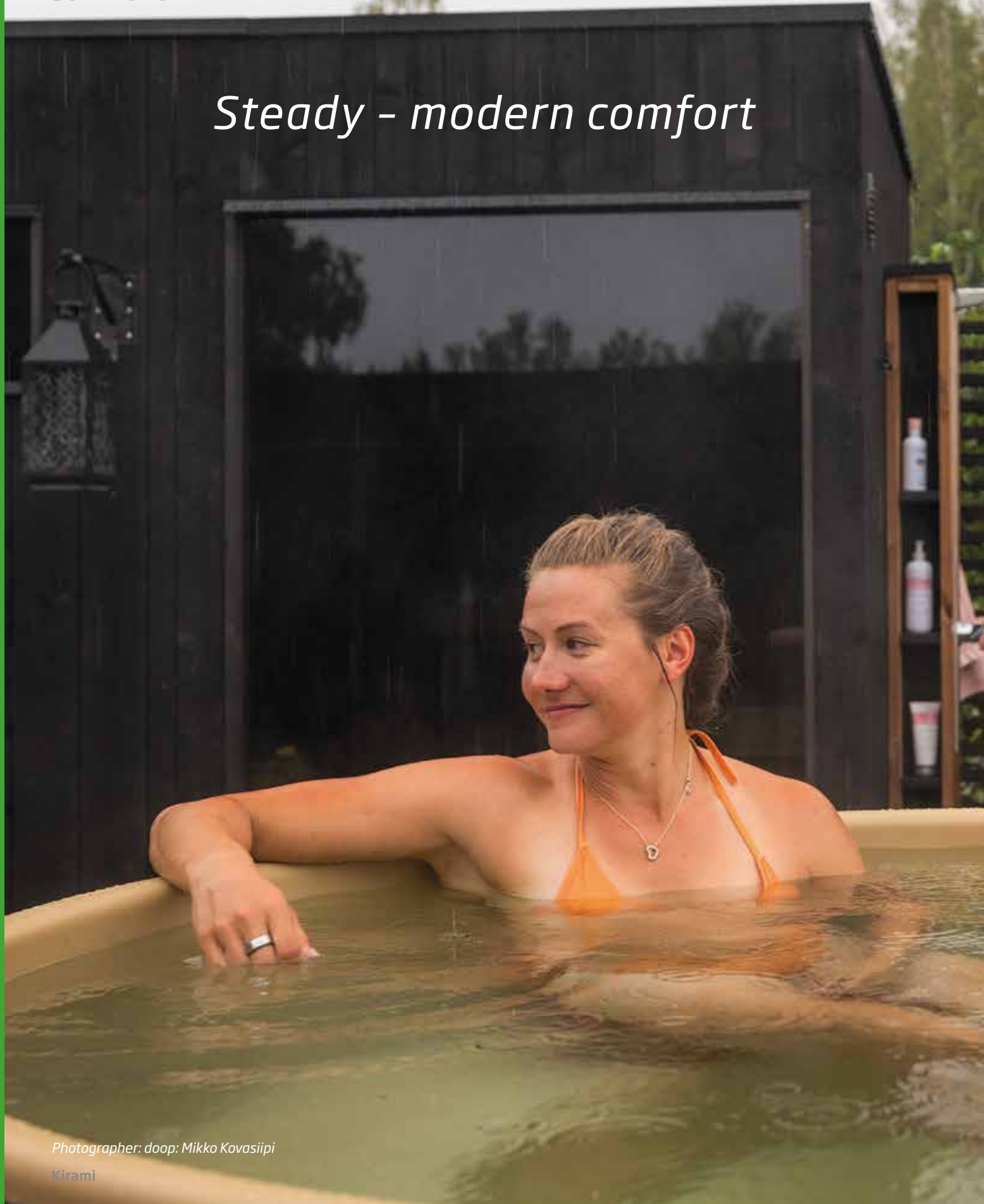


*Tub weight without the heater or chimney The weights of heaters and chimneys can be found on the Heaters pages, 42-43.



Comfort

Steady - modern comfort



Photographer: doop: Mikko Kovasiipi

Kirami

**THE
POPULAR
FAVOURITE**

Steady

M
4-6

Our hot tubs in the Comfort series are modern in style and offer cosy and carefree bathing. Steady's seat has been designed to make it easy to get into the tub. In addition to the familiar surface materials, Steady can be equipped with a maintenance-free EcoPlank outer shell. The smooth and translucent plastic surfaces allow Kirami's safe LED lights to be installed in all the Steady hot tub colour options.

External colours:



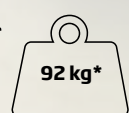
Internal colours:



Read more on the product page:



	M
TUB HEATER	MACU/CUBE
DEPTH	90 cm
HEIGHT OF THE TUB	107 cm
BENCH	Built-in bench, encircles the tub
WATER DRAINAGE	2 1/2" external thread + hose connector 38 mm
CHIMNEY	Ø 150 mm, 2 m + cap
CHIMNEY HEATSHIELD	1 m
ACCESSORIES	Plastic cover / Insulated cover LED-lights



*Tub weight without the heater or chimney The weights of heaters and chimneys can be found on the Heaters pages, 42-43.



Premium

*Pearly - when you really
want to pamper yourself*



Photographer: doop: Mikko Kovasipi

Kirami



Pearly

M
 x 4-6

Premium Pearly is the optimal choice for bathers who value quality and ease of care. The tub's glossy, champagne-coloured inner liner made from ABS plastic is amongst the highest class of hot tubs. LED lighting, available as an optional accessory, further adds to the luxurious bathing experience. The elegant Pearly fits a variety of environments, but it truly comes into its own when combined with an Annex terrace, where it will bring you joy and attract well-deserved attention.

External colours:

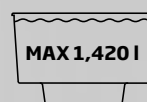
Internal colours:



Read more on the product page:



	M
TUB HEATER	CUBE
DEPTH	90 cm
HEIGHT OF THE TUB	107 cm
BENCH	Built-in bench, encircles the tub
WATER DRAINAGE	2 1/2" external thread + hose connector 38 mm
CHIMNEY	Ø 150 mm, 2 m + cap
CHIMNEY HEATSHIELD	1 m
ACCESSORIES	Insulated cover, LED-lights



*Tub weight without the heater or chimney The weights of heaters and chimneys can be found on the Heaters pages, 42-43.



Premium

Relax and go with the flow!

Photographer: doop: Mikko Kovasipi

Kirami

Tiny Flow



Tiny Flow is an oval-shaped hot tub with two contoured seats. The tub is equipped with an efficient filtration system and an electric heater. The hot tub is also available as a hybrid model, which has the heating options of either an electric heater or a wood-burning CULT heater. The pleasant Water Jets water therapy nozzles next to both seats gently caress the back muscles and skin for that divine sense of relaxation. Thanks to its lightness and small size, Tiny Flow is a perfect fit for small gardens and decks.

External colours:



Internal colours:



Read more on the product page:

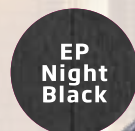


Steady Flow



Steady Flow is an M-sized tub with four adjustable Water Jets water therapy nozzles on one wall, next to the seat. The water therapy nozzles feel pleasant against the back muscles and skin, offering effective relaxation. A contoured raised seat helps bathers climb into the hot tub with ease. The tub is equipped with an efficient filtration system and an electric heater. The hot tub is also available as a hybrid model, which has the heating options of either an electric heater or a wood-burning MACU heater. The fully insulated basin makes the hot tub highly energy-efficient.

External colours:



Internal colours:

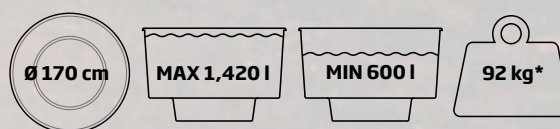
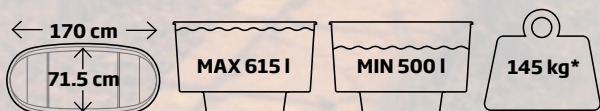


Read more on the product page:



S		
HEATER	The Water Jets flow system (water therapy nozzles) of Tiny Flow consists of an electric heater, a filtration system and six adjustable Water Jets massage nozzles.	The Water Jets flow system (water therapy nozzles) of Tiny Flow Hybrid consists of an electric heater, a filtration system, six adjustable Water Jets massage nozzles and a CULT heater.
POWER (KW)	2 kW Electro resistor in the electric heater system	
CHIMNEY	No	Ø 120 mm, 1.5 m + cap
CHIMNEY HEATSHIELD	No	1 m
DEPTH	83 cm	
HEIGHT OF THE TUB	98 cm	
BENCH	Contoured seat at either end of the tub	
ACCESSORIES	Insulated cover, LED-lights Family Steps	

M		
LÄMMITIN	The Water Jets flow system (water therapy nozzles) of Steady Flow consists of an electric heater, a filtration system and four adjustable Water Jets massage nozzles.	The Water Jets flow system (water therapy nozzles) of Steady Flow Hybrid consists of an electric heater, a filtration system, four adjustable Water Jets massage nozzles and a MACU heater.
TEHO (KW)	3 kW Electro resistor in the electric heater system	
CHIMNEY	No	Ø 150 mm, 2 m + cap
CHIMNEY HEATSHIELD	No	1 m
DEPTH	90 cm	
HEIGHT OF THE TUB	107 cm	
BENCH	Built-in bench, encircles the tub	
ACCESSORIES	Insulated cover, Family Steps	



*Tub weight without the heater or chimney The weights of heaters and chimneys can be found on the Heaters pages, 42-43.



Premium

Gentle
heat or
refreshing
coolness



Photographer: doop: Mikko Kovasiipi

Kirami

Tiny Dual



Part of the Original series, Tiny is sleek in design and offers an exceptionally comfortable bathing position. The easy-to-care, plastic inner liner of Tiny S Dual features two contoured seats, making it ideal for one to two people to enjoy. The water is heated with a Poolican air-source heat pump, which has both a cooling and a heating function, allowing you to enjoy either cold or warm water. The package also includes a circulation pump, a filter and an operating panel. Light in weight and small in size, Tiny S Dual is suitable for small gardens and decks.

External colours:



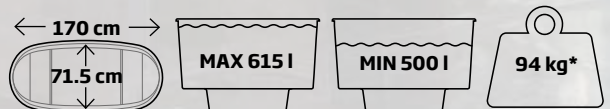
Internal colours:



Read more on the product page:



	S
HEATER	An air-source heat pump is a functional unit that consists of a cooling and heating function, a circulation pump, a filter and a control panel.
POWER (KW)	Overall power approx. 5 kW
DEPTH	83 cm
HEIGHT OF THE TUB	98 cm
WIDTH	71.5 cm
BENCH	Contoured seat at either end of the tub
WATER DRAINAGE	2 1/2" external thread + hose connector 38 mm
ACCESSORIES	Insulated cover, LED-lights, Steps



Breezy Dual

M

♣ x 4-6

Breezy is a prime example of ease of care, equipped with a tinted plastic inner liner. This durable model is suitable for all purposes, making it a good choice for any setting. The roomy Breezy M is suitable for an average family or a get-together with friends. The water is heated with a Poolican air-source heat pump, which has both a cooling and a heating function, allowing you to enjoy either cold or warm water. The package also includes a circulation pump, a filter and an operating panel.

External colours:



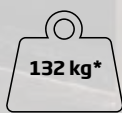
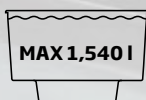
Internal colours:



Read more on the product page:



	M
HEATER	An air-source heat pump is a functional unit that consists of a cooling and heating function, a circulation pump, a filter and a control panel.
POWER (KW)	Overall power approx. 5 kW
DEPTH	91 cm
HEIGHT OF THE TUB	110 cm
BENCH	Built-in bench, encircles the tub
WATER DRAINAGE	2 1/2" external thread + hose connector 38 mm
ACCESSORIES	Insulated cover, LED-lights, Steps



Family Dual

L

♣ x 6-8

The Family hot tub takes the needs of every family member into account, regardless of age or physical condition. The seamlessly integrated seats can be used for cooling down, and children can rest on the higher seating level. The seat corners can be used as a backrest and armrests. The design is also ideal for entering and exiting the tub. Thanks to its size, Family L is large enough for bigger groups as well. The Poolican air-source heat pump has both a cooling and a heating function, allowing you to enjoy either cold or warm water. Poolican also includes a circulation pump, a filter and an operating panel.

External colours:



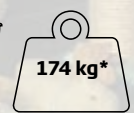
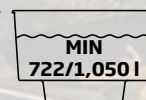
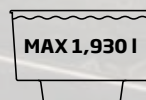
Internal colours:



Read more on the product page:



	L
HEATER	An air-source heat pump is a functional unit that consists of a cooling and heating function, a circulation pump, a filter and a control panel.
TEHO (KW)	Overall power approx. 5 kW
DEPTH	91 cm
HEIGHT OF THE TUB	110 cm
BENCH	Built-in bench, encircles the tub
WATER DRAINAGE	2 1/2" external thread + hose connector 38 mm
ACCESSORIES	Insulated cover, LED-lights, Steps



Kirami FinVision® Annex hot tubs

The world-famous Kirami hot tubs include three models specifically designed for the Annex concept. The outer shells of the hot tubs are made from the same material as the Kirami FinVision® Annex modules.

Annex Tiny S

Compact and easy to maintain, the Annex Tiny S hot tub is suitable for one or two bathers. Light in weight and compact in size, the tub is easy to install in a small garden or on a patio. Thanks to its small water volume, Tiny is quick to heat up, allowing you to enjoy a spot of luxury even on busy weekday evenings. Safe pre-installed LED lighting is available for the tub to bring out its own colour and create a magical atmosphere for spa sessions later in the season when the nights begin to draw in.

The heater options include the DUAL electric heater and the grey-coloured external wood-burning CULT heater. CULT is made of high-quality, highly heat-conductive marine-grade aluminium.

The surface material of Annex Tiny S is recyclable and easy to care for heat-treated softwood panel. The material is the same that is used on the outer surfaces of all Annex modules, making the hot tub perfectly compatible with them. Thermal treatment improves the wood's resistance to decay, reduces swelling due to moisture and makes the wood long-lasting. The timeless and trendy grey colour of the tub is elegant and blends well with many types of gardens.

Annex Family M and L

The Family hot tubs have been developed to take the needs of the whole family into account, regardless of age and physical condition. The tubs' seamlessly integrated seats can be used for cooling down, and children can rest on the higher seating level. The design also makes it easier to enter and exit the hot tub.

The outer shell of the hot tub is made of deep black surface-treated softwood panel. Thermal treatment improves the wood's resistance to decay and reduces swelling due to moisture, while the colour protects the wood against dirt and UV radiation. Stylish heat-treated wood is durable and recyclable.

The Family M model is heated by a high-quality, highly heat-conductive black CUBE heater made from marine-grade aluminium. Timeless in colour and design, CUBE can heat up even the largest of hot tubs quickly and efficiently. Similarly, the Family L model is also heated by a highly efficient, bronze-coloured round TUBE, made from high-quality marine-grade aluminium.


Photographer: doop: Mikko Kovasiipi

Kirami

Kirami FinVision

ANNEX
Complete sauna experience

100%
Annex
compat-
ible



TINY S



TINY S
DUAL



FAMILY M



FAMILY L

TW Deep
Black

Light
Gray

	ANNEX TINY S	ANNEX TINY S DUAL	ANNEX FAMILY M	ANNEX FAMILY L
HEATER	CULT (wood-burning)	DUAL (electric)	CULT/MACU (wood-burning)	CULT/TUBE (wood-burning)
CHIMNEY	Ø 120 mm, 1.5 m + cap	No	Ø 120 mm, 1.5 m + cap	Ø 150 mm, 2 m + cap
CHIMNEY HEAT SHIELD	1 m	No	1 m	1 m
WATER VOLUME	615 l		1,370 l	1,930 l
MINIMUM VOLUME	315 l		590 l	722/1,050 l
LENGTH	170 cm		-	-
WIDTH	71.5 cm		-	-
DIAMETER	-		170 cm	200 cm
DEPTH	83 cm		91 cm	91 cm
HEIGHT OF THE TUB	98 cm		110 cm	110 cm
BENCH	Contoured seat at either end of the tub		Built-in bench, encircles the tub	Built-in bench, encircles the tub
WEIGHT	50 kg*		The weight of the pictured tub is 85 kg*	The weight of the pictured tub is 140 kg*
WATER DRAINAGE	2 1/2" external thread + hose connector 38 mm		2 1/2" external thread + hose connector 38 mm	2 1/2" external thread + hose connector 38 mm
ACCESSORIES	Insulated cover, LED lights		Plastic cover/ Insulated cover, LED lights	Insulated cover, LED lights

*Tub weight without the heater or chimney The weights of heaters and chimneys can be found on the Heaters pages, 42-43.


Hot or cold - you choose!



Twinny Dual

Twinny is a double-basin hot tub that facilitates a variety of hot-cold baths in a compact form. You can bathe in a cold or a warm basin, and move easily and hygienically from one pool to the other. Versatile and suitable for various purposes and environments, Twinny is an ideal choice for service providers such as physiotherapists, rehabilitation facilities and sports clubs, as well as for home users.

External colours:



Internal colours:



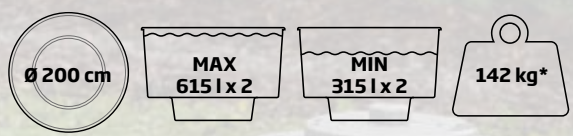
COMING SOON



Read more on the product page:



	L
SYSTEM	2 x Dual (Poolican)
POWER (KW)	Overall power 5 kW
DEPTH	83 cm
HEIGHT OF THE TUB	100 cm
BENCH	Contoured seat at either end of the tub
WATER DRAINAGE	Water drainage takes place through Poolican.
ACCESSORIES	Insulated cover, Steps





Enjoy your hot tub year round

- Q: Can you use the hot tub in the winter?**
- A:** You can use your hot tub normally in winter, provided that you take proper care of heating the water and remember to drain the tub after use. Please keep in mind that water that splashed around the hot tub can create a slipping hazard.



Summer is, naturally, the main season for hot tubs, but there is no reason why you could not enjoy them in the winter as well. For example, Christmas and New Year's Eve are great times to enjoy the warmth of a hot tub. There is no minimum temperature for their use.

Heating up a modern hot tub equipped with an external heater is no more difficult in the winter than it is in the summer. You need only fill the tub with water as usual, place logs and kindling inside the fire chamber and light the fire.

Depending on the ambient temperature, plan approximately half an hour to an hour of extra time for the heating in the winter. You should also factor in the initial water temperature if you are using water straight from an icy lake.

While heating the tub, keep it covered to prevent heat loss through convection. Stir the water occasionally to even out the temperature.

Place the hot tub close enough to your house or sauna to minimise the distance that bathers need to cover in the cold between the indoors and the tub. Using footwear suitable for wet conditions is recommended, and a bathrobe will provide some protection against the cold while you make your way to the tub. In addition to these, a beanie or a sauna hat should be worn while in the tub, as it will protect your head from the water vapours that will otherwise make your head cold.

Immediately after use, the hot tub should be drained to prevent parts that are susceptible to freezing from breaking, such as the heater or the drain pipe. However, please first check that no embers are left burning in the heater, as these will be hot enough to damage the insides of the heater when the hot tub is empty.

Once the tub has been drained, clean it as usual: wash the tub, empty the fire chamber from ashes and place the cover over the tub. The hot tub can now be left to wait for the next bathing session.

Colours & Materials

The benefits of plastic tubs include great hygiene and flexibility. Dirt and impurities come off easily from the smooth inner surface, which does not peel even after years of use. The inner surface requires no maintenance, which means that the tub stays neat and clean year after year. Kirami's plastic tubs have been made out of either LDPE (low-density polyethylene) or HDPE (high-density polyethylene). LDPE and HDPE plastics are used in the food industry, and they are recyclable and UV protected. Both plastics come in several different colours. The inner surface of a tub made out of HDPE plastic is velvety smooth.

Inside colours and materials:



Light Gray

The slightly translucent, velvety smooth dotted light grey is both trendy and timeless. Suitable for all environments.

Casual Gray

The translucent grey is always stylish and aesthetic. Harmonious and suitable for many different kinds of environments.

Soft Beige

The translucent dotted beige is neutral, stylish and velvety smooth.


Caramel Beige

The caramel-toned beige is a warm, translucent colour that highlights the peace of nature.

Champagne

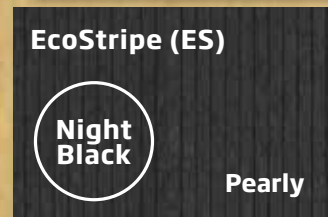
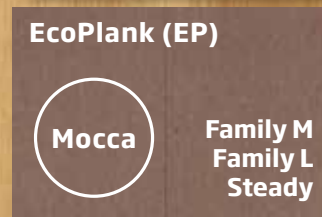
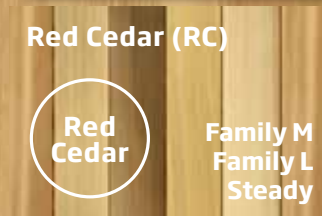
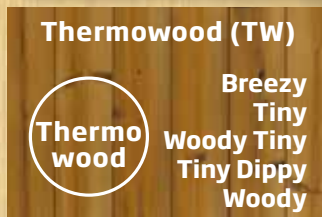
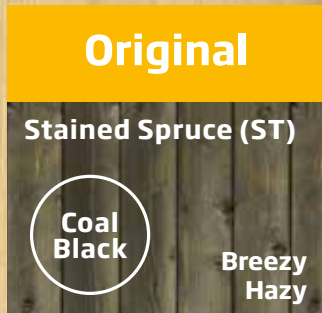
A clear, magnificently glossy champagne colour for elegant and memorable bathing experiences.

The colours of the actual products may differ from the colours shown in the examples.



LED lights are available as an accessory for colours marked with this symbol.

Outside colours and materials:



EcoPlank (EP)

A durable panel made out of recycled plastic with a smooth surface that requires no maintenance.

EcoStripes (ES)

A durable panel made out of recycled plastic with a grooved surface that requires no maintenance.

Stained Spruce (ST)

Natural stained spruce panel. The beautiful brown tint will stay goodlooking for a long time. We recommend re-staining every couple of years.

Thermowood (TW)

Original and natural heat treated pine panels have a beautiful warm brown shade.

Red Cedar (RC)

Multi-hued, nearly branchless wood is very beautiful and becomes darker over time, into a more even grey hue. Top-quality rot resistance.

Tub heaters

All Kirami hot tub heaters are made in high-class AlMg3 marine aluminium, which is an excellent heat conductor. Every heater is pressure-tested for leakages before it leaves our factory.



	SUB	CULT	MACU	CUBE	TUBE PLASTIC
GROSS/NET OUTPUT KW	42/27 kW	36/22 kW	40/30 kW	48/35 kW	60/42 kW
HEATING TIME TINY/ WOODY TINY *	x	1.5 h	x	x	x
HEATING TIME IN M SIZED TUBS *	2.5 -3 h	2.5-3 h	2-2.5 h	1.5-2 h	1.5 h
HEATING TIME IN L SIZED TUBS*	x	x	x	2-3 h	2 h
ENERGY SOURCE	x	wood, charcoal	wood, charcoal	wood, charcoal	wood, charcoal
CHIMNEY CONNECTION, MM	150	120	150	150	150
WATER CAPACITY, L	x	54 l	79 l	80 l	76 l
OUTSIDE MEASUREMENTS W X H X D MM	660 x 330 x 900	340 x 580 x 678	450 x 580 x 600	450 x 580 x 600	693 x 700 x 687
FURNACE'S MEASUREMENTS W X H X D MM	660 x 330 x 900	279 x 186 x 569	279 x 186 x 569	279 x 285 x 569	348 x 248 x 569
STANDARD IN MODELS	Woody M	Breezy Tiny Woody Tiny Hazy Family M	Steady Family M	Woody M Woody L Steady Family L Pearly	Family L
OPERATING PRINCIPLE	heat conduction	free circulation	free circulation	free circulation	free circulation
ADJUSTABLE AIR VENT	x	accessory	standard	standard	standard
CONNECTION TO HOT TUB	x	75 mm smooth pipe	75 mm smooth pipe	75 mm smooth pipe	75 mm smooth pipe
WEIGHT	20 kg	36 kg	39 kg	42 kg	50 kg

Overall dimensions of the stoves are maximum dimensions including also mounting brackets and other protruding parts of the stove.


*The heating durations presented here are estimates based on practical tests. The actual duration depends on the circumstances, the firewood's quality, size and humidity, the intensity of the maintained fire and the rate with which new firewood is added.

Heating a hot tub

The external heaters, manufactured by Kirami, are high-quality and easy to use. Use spills to light dry firewood that has been chopped into small pieces. Keep the temperature hot to produce less visible smoke. The heating is at its most efficient when the tub is covered and the fire in the heater is as hot as possible. Ensure that there are no flammable materials in front of or under the fire chamber. The heater will not heat up above the water temperature as the stove is surrounded by a water jacket. Make sure that there is enough water in the tub.

Fireproof plate

The fireproof hearth plate designed for Kirami's heaters protects the area in front of the heater from sparks, improving the fire safety.



Anode rod

Kirami's magnesium anode rod protects your heater from corrosion. The rod is screwed to the place reserved for it in the heater, and it is replaced approximately once per year.



Chimney parts

Extension pieces and spare parts are also available for Kirami's heater chimneys. There are two types of chimney sizes 120/150 mm.



Heater glass doors

Available as an accessory, a glass heater door not only adds to the atmosphere of your hot tub by allowing you to enjoy the cozy glow of the fire, but also makes it easier to monitor wood consumption. The glass door is compatible with most Kirami hot tub heaters: **CULT**, **MACU** and new **CUBE** heaters (those manufactured after 2017).

Tubtainer 2 - continuous heating and a filter

An easy-to-use electric heater for continuous heating and a filter unit for a hot tub. The system consists of an electric heater, a circulation pump, a filter and a control panel. The continuous heating will only consume electricity worth a few dozen cents a day, depending on the temperature outside. The water in the hot tub will remain ready for a swim up to several weeks, thanks to the integrated automated filter, if necessary cleaning agents are also used.

To be discontinued



TUBTAINER 2	
HEATING CAPACITY	2 kW
ENERGY SOURCE	Electricity
DIMENSIONS W X H X D	410 x 605 x 645 mm
WEIGHT	33 kg
PURPOSE OF USE	Continuous heating and a filter

Invest in hygiene, get a filter

When ensuring the water in the hot tub is clean there are two cornerstones: the water treatment chemicals, and a proper filter. The filter will remove all the physical impurities from the water. By using these two forms of cleaning together, you don't have to change the water so often. After the use, it is essential to make sure that also the tub itself is clean. For that purpose, Kirami has its own high-quality detergents.

FILTERS



Mass filter MF250

MF250 is a small and efficient mass filter. As a filtering medium, you can use either traditional filtering sand or Kirami filter fibers, both of which can be washed and rinsed. You can also easily replace the medium when necessary.



To be discontinued

Tubtainer 2 heater and filter combo

Easy-to-use, electric heater and filter combo for hot tubs. The water in the tub stays usable for a long period of time with the integrated filter when you use the needed chemicals in the tub.



To be discontinued

CF23 Cartridge filter

An effective external cartridge filter that works well with Kirami hot tubs. The cartridge can be washed and rinsed with running water or replaced, if necessary.



Poolican air-source heat pump

Poolican can both heat up and cool down the water in a hot tub. The easy-to-use and functional unit consists of a circulation pump, a filter and a control panel. Total power approx. 5 kW



Filter replacement cartridges

Ensure that your bathwater stays clean. Kirami also provides replacement cartridges for filters.

Hot tub maintenance



Q: What is the service life of the hot tub?

A: The service life of plastic tubs is more than 15 years, but the wooden parts (panels) age/wear over time. The service life of wooden tubs is approximately 5-10 years, depending on how well it is maintained (washing, oiling and good ventilation).

Q: Are plastic hot tubs easier to keep clean than wooden models?

A: Plastic tubs are easier to clean, as dirt and impurities come off more easily from their smooth inner surfaces.

Q: How should I maintain the inner surface of the hot tub?

A: We recommend regularly washing the inner surface with detergent (such as Kirami Biowash), rinsing it with water and drying it thoroughly. The inner surface of a wooden tub requires more thorough cleaning than plastic tubs. However, take care not to scrub the inner surfaces too vigorously in order to avoid scratches.

Q: Can I treat the inner surface of a wooden hot tub with oil?

A: We do not recommend treating the inner surface of a wooden tub with oil or other similar substances, as they dissolve into the bathwater when the water is heated. The outer panels can be treated with various wood oils or stains, both water- and solvent-dilutable. In other words, you can use almost any wood-treating products sold at hardware stores.

Q: How should I maintain the outer surface of the hot tub?

A: Stained, ThermoWood and spruce surfaces can be treated with wood oil, provided that they do not form a layer that could damage the panels as the wood swells and shrinks. For ThermoWood and stained spruce panels, you can use wood oil that can be diluted with water in a suitable shade of brown. Composite panels only need to be washed every once in a while. Red cedar panels can be treated with paraffin oil. When treating the tub panels, you can remove the outer hoops or cover them with adhesive tape during treatment, immediately removing any splashes or runoffs.

Q: Why is plastic a good material choice for the hot tub?

A: Plastic is a homogeneous and wear-resistant material. Plastic has a dirt-repellent surface, enabling quick and easy cleaning. You can also clean it with a pressure washer. Plastic requires no maintenance, withstands time, is UV-protected and can be used in any weather. It is environmentally friendly and recyclable.

Q: How often should I change the bathwater?

A: We recommend changing the bathwater after one or two days in normal family use. With correct filter and chemical use, the water can stay usable for bathing for 1-3 months. You should always use a sanitising chemical if you bathe in the water more than once.

Read more:



Steps and drink holders

MADE IN +
FINLAND

Thanks to their high-quality materials, the steps and drink holders we design and manufacture will last for years even in the harshest weather conditions. The sturdy steps guarantee that you can step safely into and out of the hot tub, and the drink holders increase the comfort and enjoyment of bathing. Some models also come in different colours and made out of different materials. You can find more detailed information at our website: www.kirami.fi/en

Step-A-round



Stepin



Family step



Delux



**Drink Arc
with legs**



Drink Arc



Kirami Tubbar

Tubbar is a stylish floating drink holder designed by Kirami. Kirami's drink holders are of a high quality and user-friendly. They keep out the heat from the bath water, leaving your drinks nice and cold. They also serve as a delightful decorative element as they float from bather to bather. No one needs to get up to get the drinks, as they will always be within easy reach. Furthermore, the drink holders have symbols marking different spots to help everyone find their glass even though the holder is constantly moving around. The hole for a bottle in the middle is 11 cm in diameter, while the places around the edges for glasses are 7.5 cm in diameter. The drink holder has been designed and manufactured in Finland.



MADE IN  FINLAND

Covers and locks



All of Kirami's hot tubs can be equipped with a cover. For most models, you can choose between a plastic or an insulated one, And dedicated versions exist for tubs with either an external or an internal heater. A cover is a highly useful thing to have: it makes heating your hot tub faster, keeps the water hot for longer and optimises heating performance when the tub is used multiple days in a row. It also stops foreign objects from getting into the water and keeps the hot tub clean while empty. Furthermore, it improves safety if you have children or pets, And protects the interior of your hot tub from UV radiation.

MADE IN +
FINLAND

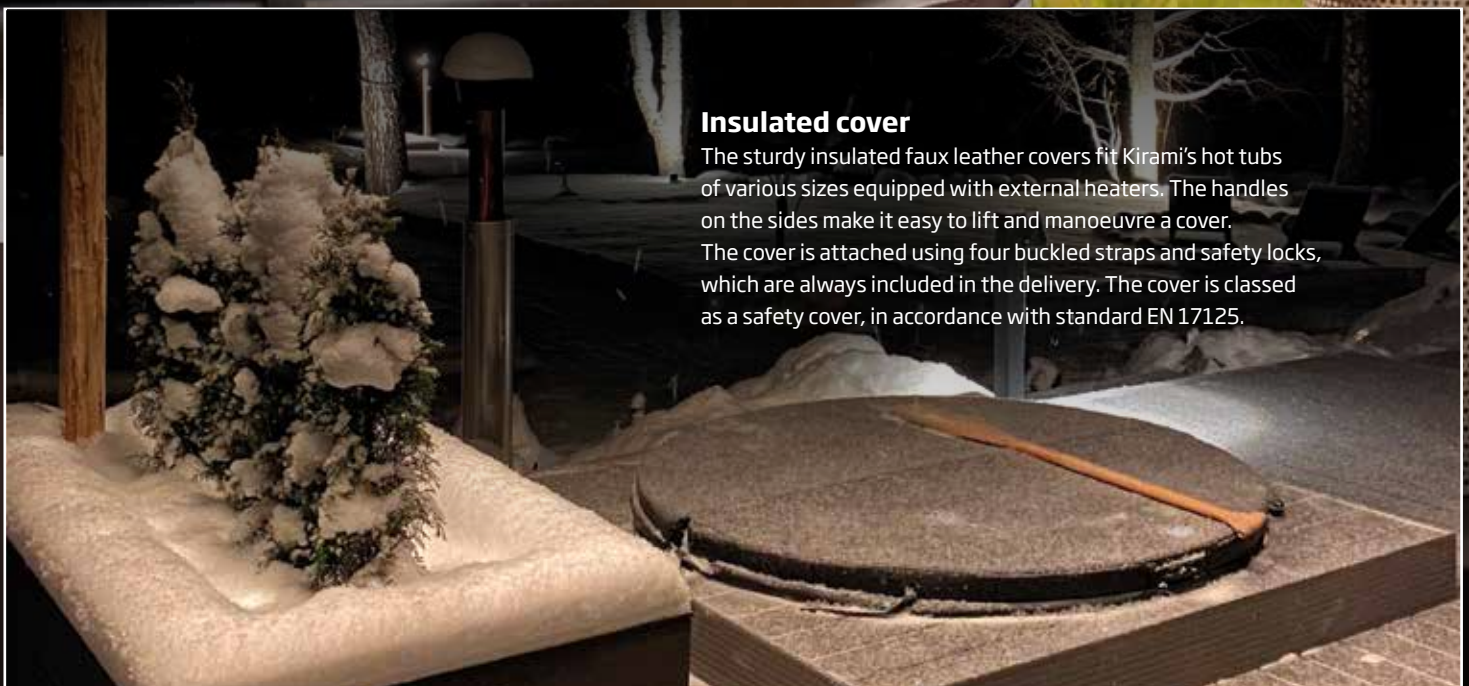


Round ABS plastic cover

Fits a size M (170 cm diameter) hot tub with an external heater. The plastic cover becomes a safety cover when you add a safety lock to it, available as an accessory. A lockable hot tub cover is an important safety feature that prevents e.g. small children from getting into the tub unsupervised.

Safety lock

A hot tub plastic cover can be equipped with a robust key-operated safety lock, available as an accessory.



Insulated cover

The sturdy insulated faux leather covers fit Kirami's hot tubs of various sizes equipped with external heaters. The handles on the sides make it easy to lift and manoeuvre a cover. The cover is attached using four buckled straps and safety locks, which are always included in the delivery. The cover is classed as a safety cover, in accordance with standard EN 17125.

Carefully thought out details

LED lights

The LED lights that have been installed to the tub already at the factory create a magical atmosphere to bathing in the darkening night.

Accessory



Accessory

Accessory

Outlet hoses

Outlet hoses/feed-through kits for attaching external filters or heaters to Kirami hot tubs. You can purchase additional hoses and other equipment and supplies, such as chemicals, from us as needed.



The feed-through kit is used to attach a filter to Kirami hot tubs in addition to a heater (38 mm).

Extension pipe kit

The kit contains all the parts you need to install an outlet valve between the heater and the tub. The product does not include a Kirami outlet valve; it replaces the existing outlet.

Accessory

Side insulation

Hot tubs with plastic interiors can be equipped with additional insulation between the outer panels and plastic interior. The additional insulation consists of a 5 mm layer of insulating foam that is installed at our factory if the additional insulation is ordered with the hot tub.

EPS insulation

The EPS insulation under the bench and the bottom reflects the heat back from the water and increases seating comfort.



Accessory

Middle outlet kit

A middle outlet kit for Kirami's external heaters that makes it possible to connect the heater at a distance from the hot tub.



Chimney parts

Extension pieces and spare parts are also available for Kirami's heater chimneys.
 200 cm (length), 150 mm (diameter)
 150 cm (length), 120 mm (diameter)



Accessory

Covers

Insulated covers are available for all Kirami hot tubs, and the majority of models can also be complemented with a plastic cover. Dedicated versions exist for tubs with either an external or an internal heater. A cover speeds up the heating process and keeps the hot tub clean, among other benefits.



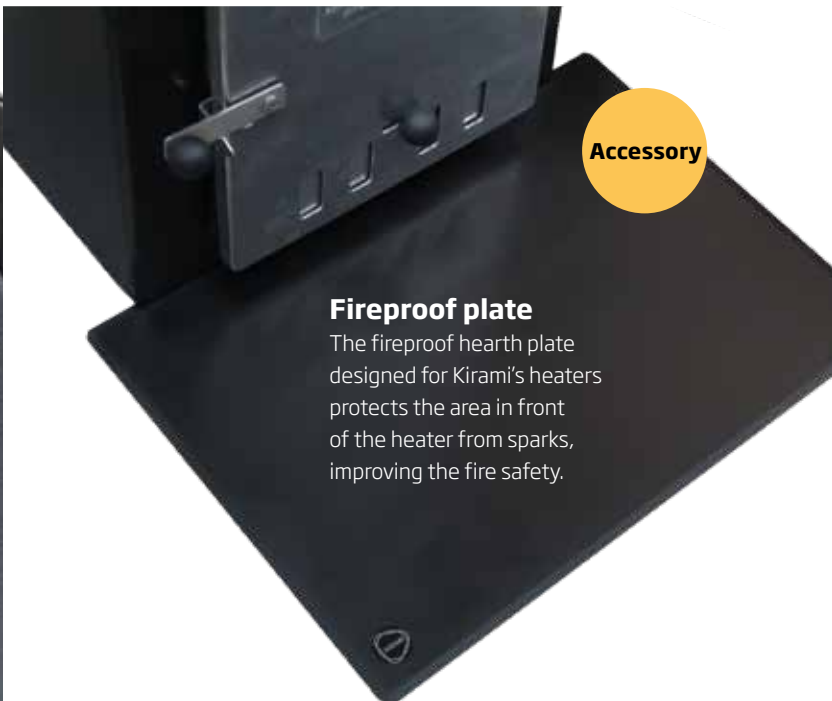
Accessory

Ball valve

A product range that can replace the Kirami drain valve with a traditional ball valve. The products are compatible with Kirami's plastic hot tubs manufactured from spring 2014 onwards.

Anode rod

Kirami's magnesium anode rod protects your heater from corrosion. The rod is screwed to the place reserved for it in the heater, and it is replaced approximately once per year.



Accessory

Fireproof plate

The fireproof hearth plate designed for Kirami's heaters protects the area in front of the heater from sparks, improving the fire safety.



Accessory

Heater glass doors

Available as an accessory, a glass heater door not only adds to the atmosphere of your hot tub by allowing you to enjoy the cozy glow of the fire, but also makes it easier to monitor wood consumption. The glass door is compatible with most Kirami hot tub heaters: **MACU**, **CULT** and new **CUBE** heaters (those manufactured after 2017).

Kirami is also a forerunner in safety

Kirami was the only Finnish hot tub manufacturer to be actively involved in creating the new EU standard EN 17125 for the safety requirements and test methods related to domestic hot tubs. The safety of small children is especially important to Kirami, and the topic has also played a central role in the work done on the standard.

Companies in the field as well as safety authorities, such as the Finnish Safety and Chemicals Agency (Tukes) and other European agencies, have been involved in the development. The standard takes safety perspectives, technical details, quality and different kinds of instructions into account. When customers buy a hot tub compliant with this standard, they can be sure that the product is safe.

This is how we meet the requirements of the standard

Cover

The standard pays special attention to the safety of children. A hot tub cover is the most effective way to ensure that children cannot enter the tub without supervision. Adults are always responsible for the safety of children in the end, and they must monitor the children in the vicinity of the tub and ensure that the cover is locked while the tub is unsupervised.

All of Kirami's hot tub models have a suitable high-quality cover available that is easy to handle and can be equipped with a safety lock. In addition to safety, the cover has other benefits.

- Prevents children from entering the tub without supervision.
- Protects the tub from debris and UV radiation.
- Heats the water faster.
- Keeps the water warm for longer.
- Reduces the need to heat the water on the following day.



Steps

The standard requires that the user has a safe route into and out of the hot tub.

Usually this requires steps on the outside; the end customers can naturally choose whether to add steps or not. Kirami offers a variety of steps for all available hot tubs.


- You can climb safely into and out of the tub.



Grates

One of the standard's most important safety requirements is that there must not be any holes inside the tub in which hands, fingers, feet, toes or a head could get stuck under water. In Kirami's tubs, such holes are covered with protective grates.

- Increase safety by preventing fingers and toes from getting stuck.
- Reduce the amount of rubbish that ends up in the water circulation.



Thermometer and mixing paddle

The standard requires monitoring the hot tub water temperature in order to ensure that the temperature is safe for bathing. This can be done with different types of thermometers.

Before measuring the temperature, the hot surface water needs to be mixed with the cooler water below to ensure that the measurement results are accurate. This can be done easily with Kirami's mixing paddle, for example. You should still check the water temperature with your own elbow before stepping into the hot tub!

- Mix the water to ensure an even temperature
- The thermometer shows you when the water temperature is suitable.

Heat shield, chimney cap and fireproof plate

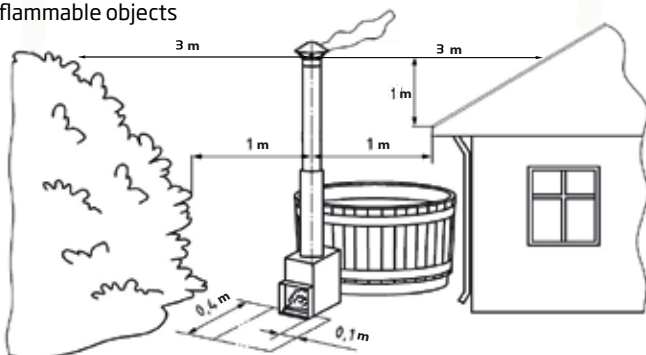
The standard also aims to ensure the fire safety of hot tubs and heaters.

The heat shield, chimney cap and fireproof plate promote fire safety. Naturally, Kirami provides all necessary instructions on the minimum distances related to fire safety in accordance with the standard. When heating is done according to the instructions, i.e. the tub is filled with water before starting the heating, the outer surface of Kirami's heaters will not get hot enough to burn. Thanks to the free water circulation, the aluminium heater is cooled by water.

- The heat shield protects you from the hot chimney pipe.
- The chimney cap reduces the number of sparks spreading into the surrounding nature.
- The fireproof plate prevents embers from falling into easily flammable ground.



Minimum distances between hot tubs heated with wood and flammable objects



Water hygiene

The standard requires that appropriate instructions for keeping the water clean must be available and the user must be able to follow them easily. In addition to instructions, Kirami offers a whole range of water treatment products. Ask your retailer for more information.

Durable, traceable and recyclable materials

The standard also makes statements on the manufacturing materials and the overall product quality.

The Kirami hot tubs and the Outstanding products are made to last, and all hot tubs have a two-year warranty. All materials in a tub can be recycled. The tub heater and the hoops go to metal recycling. The wood, rubber and plastic parts can be recycled to be reused or used as energy-from-waste. Sorting the materials at the waste collection will be easier if you have disassembled the tub yourself. When you separate the materials carefully, you will make waste collection easier and reduce the waste fee you need to pay.

- The warranty works reliably.
- You can still get spare parts and equipment for your hot tub years later.
- You can replace your Kirami hot tub without needing to worry about anything.

Safe bathing



- Read the instruction manual and safety regulations before use.
- Keep an eye on the children while they are in the hot tub.
- Jumping into the hot tub is prohibited!
- Do not push your fingers through any of the hot tub openings.
- Before starting heating, fill the hot tub with water up to the minimum level, i.e. approximately 5 cm above the upper pipe of the heater.
- Be careful of the hot surfaces!

Kirami FinVision

**ANN
EX** 

Complete sauna experience

From a hot tub
to an entire garden paradise
– Kirami FinVision® Annex

HARVIA



A Kirami hot tub is the first step towards increasingly enjoyable garden living. And if you want to take enjoyment to the next level, the Kirami FinVision® Annex modules will allow you to create a perfect and unique garden paradise. For example, the Kirami FinVision® Nordic misty saunas and Kirami hot tubs form a natural whole - an ideal environment for relaxation.



Release your creativity and turn your garden into a paradise

The modular Annex concept gives you the opportunity to choose the elements that suit your needs, and combine them creatively and seamlessly. The modules include saunas, changing rooms, terraces, lounges and pergolas, which you can either mix and match according to your preferences or purchase as individual modules. The modules are designed to have a consistent appearance so that new parts will fit with the



existing ones both structurally and aesthetically. Furthermore, Kirami hot tubs include models whose colours and materials match the Annex modules perfectly.

The FinVision® Annex modules can be complemented with accessories and equipment, as well as the Outstanding product family's BBQs, outdoor fire pits and garden decorations, with which you can create yourself a fantastic garden oasis.

For more information, see our separate Kirami FinVision® Annex catalogue.



Easy design with Kirami FinVision® Annex


Whether creating your own garden paradise or an oasis for business use with rental units, you should start by carefully considering which elements to include. Is your vision centred around a sauna, do you want a cosy spa area or would you prefer to have an idyllic outdoor kitchen and dining area? Additionally, you may want to add an Annex hot tub, or an Outstanding grill, fire pit and outdoor decorations.

The next step is to decide where to place the modules. Take note of the available space and find the most suitable spot for each module.

Once you have decided which elements to include and where to place them, you can combine Kirami FinVision® Annex modules and accessories based on your own unique vision. It is easy because the modules have been designed to perfectly match each other in appearance.

These two pages contain a few examples of module combinations of various sizes. However, they are only suggestions. You can freely choose your preferred combination! If you need assistance with the planning or more detailed information, please contact our retailers.



 The modules are sea



Combination: Kirami FinVision® Nordic misty
-terrace S, -changing room S and -sauna S.



Combination: Kirami FinVision® Nordic misty
-sauna M and -pergola M with privacy screens.

Kirami FinVision®
-lounge XL Nordic misty
One door



Accessory:
Kirami FinVision®
-sofa set
Orange

~ 444 cm

seamlessly connected to each other

Combination: Kirami FinVision® Nordic misty
-sauna M, -changing room S, -terrace S and -lounge XL.

Kirami FinVision® Experience.

Our love for saunas and bathing led us to create our own high-quality product family of top-grade textiles and accessories, and we decided to call it Kirami FinVision® Experience. We feel that Kirami FinVision® Experience reflects the essence of what Kirami products are about: sensations, pleasure and experiences. Life is here and now, and we must be able to enjoy it.



BATHROBES

Our timelessly elegant bathrobe has a wide hood and handy side pockets. The bathrobes are 100% cotton, durable when used and washed, and they do not cause an itch or irritate the skin. The same design suits both men and women.

TOWELS

Our attractive and wonderfully soft towels are made from 100% cotton honeycomb fabric and allow you to dry yourself off gently after enjoying a sauna or a hot tub. A true everyday luxury.



TUB HATS

A tub hat will keep you warm in the winter and deter insects in the summer. It will also add a bit of humour to your bathing sessions, regardless of the season. In the sauna, a tub hat will protect your hair and scalp from the heat.



WASHBAG

Our washbags are handmade in Finland in collaboration with Purye Clothing using recycled sailcloth and leftover leather. The bag helps you organise all your sauna essentials and have them at hand at all times.



BENCH TOWEL

Our high-quality bench towel feels pleasant against your skin. The size of the towel is 45 x 55 cm, and it is made from 100% cotton. The towel will maintain its shape and colour despite repeated washing.



Outstanding

by KIRAMI

When guys get together. When form meets plain steel.
When the passionate barbecuer gets together with
the live flames. When the splashes of the soul meet
the warmth of the tub. "Look, your evening is ready."

MADE IN
FINLAND



IRON MONSTER

Iron Monster is a frying plate made from sturdy rolled steel. It can handle juicy steaks for a whole group of people in one go. This extremely versatile cooking implement works like an old-style stove.

Iron Monster needs to be placed over a firepit. The best option is a Roasty Boss pot, which now comes with an updated stainless steel base. Together, they form an Iron Monster BBQ.

The stone basket that acts as the base can be filled with stones that match the surroundings or left empty. All these components can also be bought separately.



Iron Monster BBQ

*Diameter 762 mm
Height 625 mm*



Roasty Boss pot

ROASTY BOSS

Roasty Boss is a heavy-duty BBQ grill, guaranteed to fill the needs of even the most demanding of cooks. A wide range of accessories from cooking and frying plates to grates. Roasty Boss is the summer cook's right hand, cooking steaks simultaneously for even a larger company while a pot of potatoes boils on the side. The frame is made of weathering Corten steel, and the rest is stainless steel. The Roasty Boss is the dream for BBQ chefs who are passionate about cooking. The equipment is sturdy and durable in use, and there is plenty of space to make several dishes at the same time.



Roasty Boss:



TRIHOLDY

Triholdy is a new, highly adaptable, outdoor decor sensation. The triangular elements can be combined to build an individual storage unit, partitions and firewood holders for the patio. Build a privacy screen or windbreak for the hot tub to match the style of your garden. The Triholdy can be transformed into a green wall using different arrangements of potted plants. Or the triangles can be laid flat and used as a planter.



LEATHER PATRON

This is no beer barrel cover - this is a truly stylish and manly apron, made out of thick antiqued leather of high quality, of course. A leather apron distinguishes the uncrowned king of the grill, and it makes an excellent gift.



KINDLING CRACKER

A safe and easy-to-use way to split firewood into kindling. Kindling Cracker is durable, because it is made out of one single piece of cast iron, and brushing is normally the only maintenance it needs.

Cooking over open flames and eating outdoors stimulate all of our senses. Top chef Jesse Söderlund's cookbook, LET'S EAT OUT, is a collection of best recipes for outdoor eating.



Watch LET'S EAT OUT recipe videos here!



KIRAMI'S PARTNERS

VaLePa

VaLePa is one of the most successful Finnish volleyball clubs, with a track record that includes six Finnish championships and several Finnish Cup victories in the last seven years, the latest in 2022.

VaLePa and Kirami have been working together for several years. Years-long collaboration enables the development of operations in the long term, and we are able to combine two strong and positive brands both nationally and internationally. A big thank you to Kirami for this long-standing collaboration!

- General Manager Hanna Arve-Talvitie, VaLePa



Katri Lylynperä

Katri Lylynperä, born in 1994 and hailing from Vammala, is a cross-country skier. She is an Olympic athlete whose best placement in major competitions is 8th at the Oberstdorf World Championships in skiing. Her best placement in the World Cup is fifth.

During this collaboration that began in 2016, I have had the opportunity to get to know wonderful people at Kirami, and two hot tubs have been introduced to my family. At our summer house, a hot tub has brought warmth to my parents and my sister's child, who prefer to enjoy the lakeside scenery in the hot tub rather than the cold lake. It has been nice to see the whole family enjoy the hot tub and sauna for relaxation.

-Katri Lylynperä



You deserve luxury in your life!

You can recognise Kirami's products from their careful thought-out finishing touches. Kirami manufactures its hot tubs and saunas by using durable high-quality materials that offer various options for varying tastes. The products are practical and easy to care for, which contributes to their quality, and you can start using them without any excess fuss. We want to provide our customers with memorable and enjoyable bathing and sauna experiences, regardless of the season.

Our strength comes from customer satisfaction!



Warmer feelings.

Good to know

Ordering Kirami products

Ordering Kirami has more than 20 resellers all over Europe. You can find your nearest reseller on our website: www.kirami.fi.

The resellers will give you an offer for the products you choose. Time and way of delivery depend on the product you wish to have.

The delivery of the tub can be arranged for the requested address.

User manuals

Each hot tub and heater includes a user manual. You can also download the latest user manuals from our website.

www.kirami.com

All rights reserved



www.facebook.com/kirami oy



www.instagram.com/kirami oy



Kirami Oy YouTube channel

www.kirami.com/blog



Warmer feelings.

Kirami Oy

Villiläntie 2, 32730 Sastamala, Finland

+358 10 574 2170 (local network/mobile network charges) Sales

+358 10 574 2171 (local network/mobile network charges) Technical support

info@kirami.fi

www.kirami.com